



High Power Amplifier

Model:RPA-6G-18G-125

6-18GHz 125W CW

Ultrabroad frequency range, high performance and exceptional RF characteristics

Features:

- Frequency range: 6-18GHz
- High output power at saturation, 51dBm Typ.
- High gain, 50dB Min.
- Operates from AC line power: 220V

Applications:

- Laboratory test instrument
- RF Power stress test
- EMI and antenna testing
- Reliability testing

Product Overview:

The RPA-6G-18G-125 is a high power, rack mount amplifier with a self-contained AC power supply which can be used for a wide variety of laboratory testing applications. This rugged amplifier is capable of amplifying signals up to 125W output power over its entire operating bandwidth of 6 to 18GHz. The control functions RPA-6G-18G-125 possesses include the on/off of the power supply and output power can be controlled by the automatic ALC system. Built-in safety features include fans alarms and automatic shut down mechanism to prevent damage in the event of excessive internal temperatures. The amplifier's output stage is further protected in the event of a fault condition, allowing high power operation for up to 5 minutes into an open or short load (refer to the maximum input power specifications). And it has built-in protection functions included over TEM, over voltage, over current, and over VSWR protection. It can also be remotely controlled via Ethernet.



Electrical Specifications at 25°C:

Parameter	Symbol	Min	Typ	Max	Units
Frequency range	BW	6-18			GHz
Power Gain	GP	50			dB
Gain flatness	Δ GL		\pm 3.5		dB
Gain adjust Range	Δ GR		31.5		dB
Gain adjust Step	Δ GS		0.5		dB
Output Psat	Psat	50	51		dBm
Spurious	Spur		-60		dBc
Harmonics	HAM		-20		dBc
Input VSWR	VSWRin			2	:1
AC Voltage	Vac		220		V AC
Impedance	I/O-IMP	50			Ohms

Mechanical Specifications:

Parameter	Value	Notes
Operating Temperature*	-20 to +40	°C
Non-operating Temperature*	-30 to +50	°C
Relative humidity	95	%
RF Input/Output Connector	N Female WRD500	
AC Power Interface	Air switch	
Digital Monitor & Control	Ethernet:RJ-45 TCP/IP	Optional: GPIB
Cooling	Built in Cooling system, forced air cooling	
Altitude	10,000	feet
Shock / Vibration(MIL-STD-810F)	25g rms (15 degree 2KHz) endurance, 1 hour per axis	
Shock(non operating)	20G for 11msc half sin wave, 3 axis both directions	
Monitoring functions	1, Forward Power 2, Temp Fault	
Dimensions W x H x D	19 Inch 4U	mm
Weight	\leq 30	Kg

*Note: For a wider temperature range, please consult the manufacturer



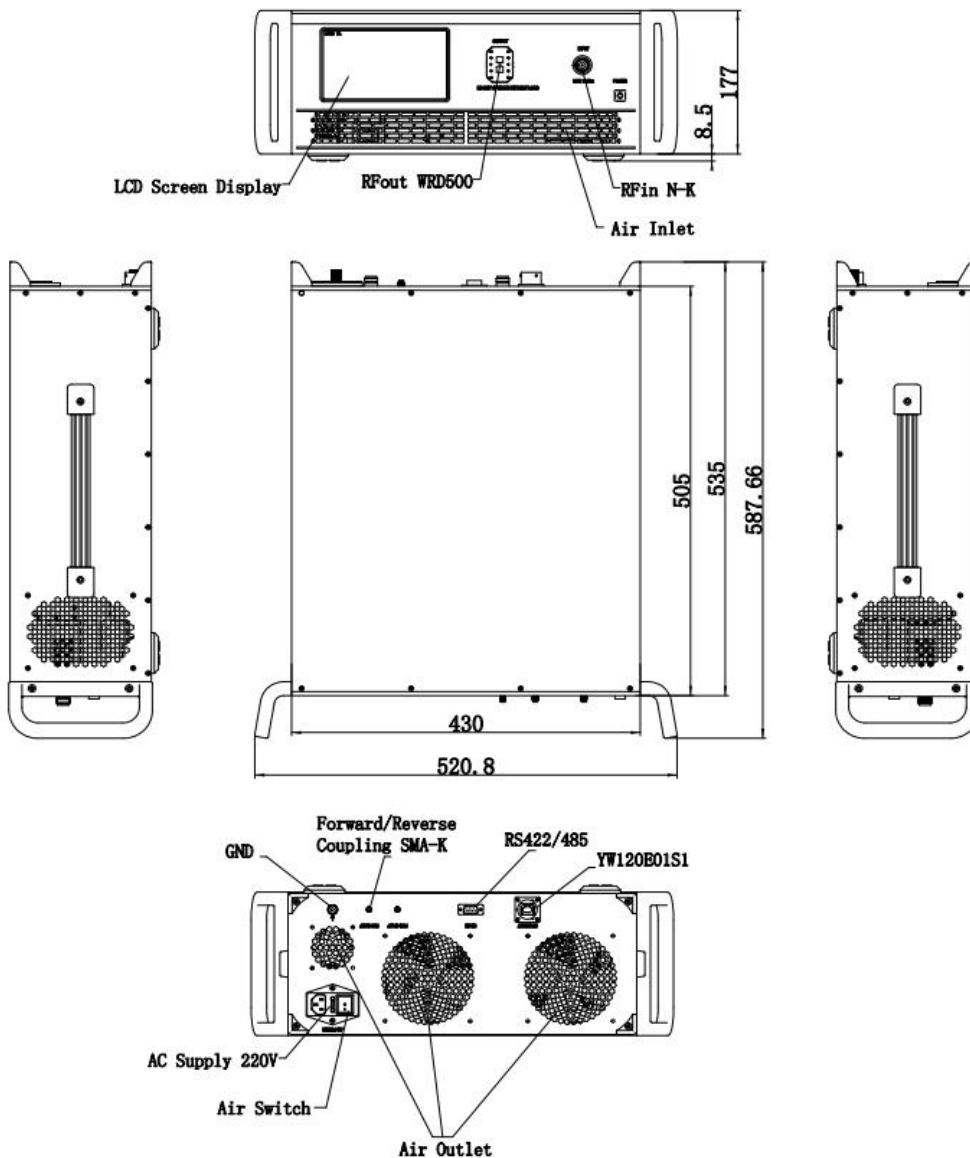
Absolute Maximum Ratings:

Parameter	Value
Supply Bias Voltage	260V AC
RF Input Power	+5 dBm
ESD sensitivity (HBm)	Class 0, passed 150V

Outline Drawing:

Unit:mm

RPA-6G-18G-125





Optional items:

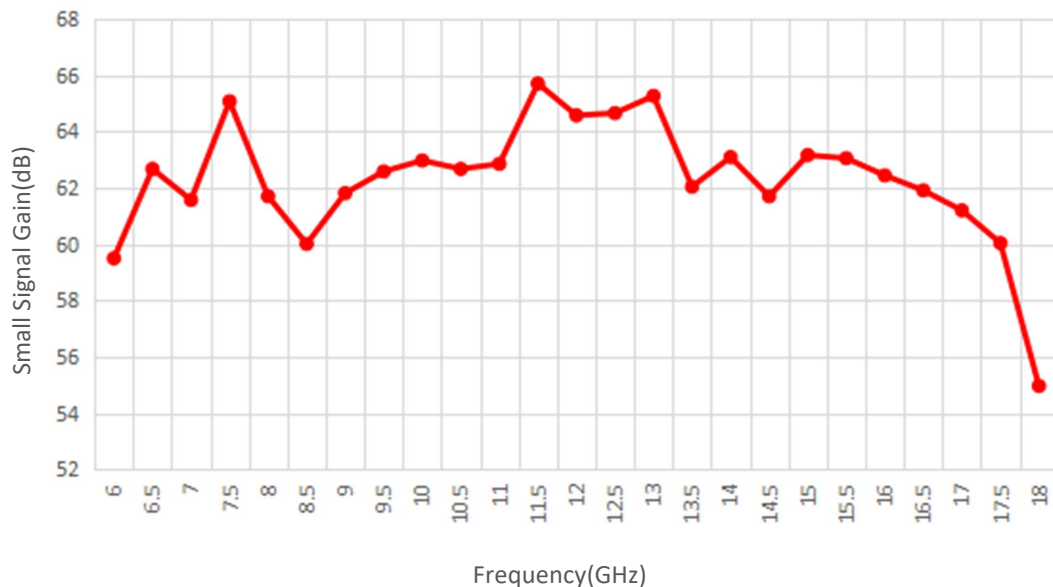
Number	Parameter
1	LCD display touchscreen
2	Ingress protection grad
3	Customized operating temperature range
4	Built in Cooling system(air or liquid)
5	Types of RF,coupling and monitor&control interfaces

Outline Drawing:

Base Number	Description	Optional
RPA-6G-18G-125	High Power Amplifier, 6-18GHz, 125W CW, Built in air or liquid cooling, without LCD and IP grad.	Basic version
RPA-6G-18G-125-M	High Power Amplifier, 6-18GHz, 125W CW, Built in air or liquid cooling, with LCD.	Add LCD display touchscreen
RPA-6G-18G-125-IPxx	High Power Amplifier, 6-18GHz, 125W CW, Built in air or liquid cooling, with LCD and IP grad.	Add Ingress protection grad

Typical Performance Data:

Small Signal Gain vs Frequency

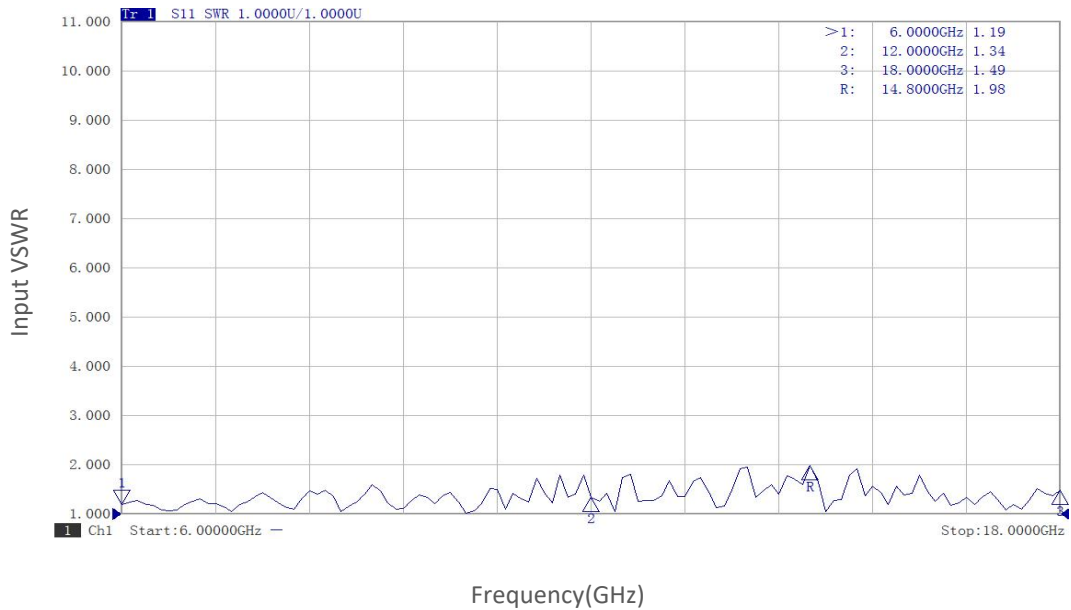


Note: Above data is for ref only, actual data may vary from unit to unit depending on operating environment and other factors like material lots etc.

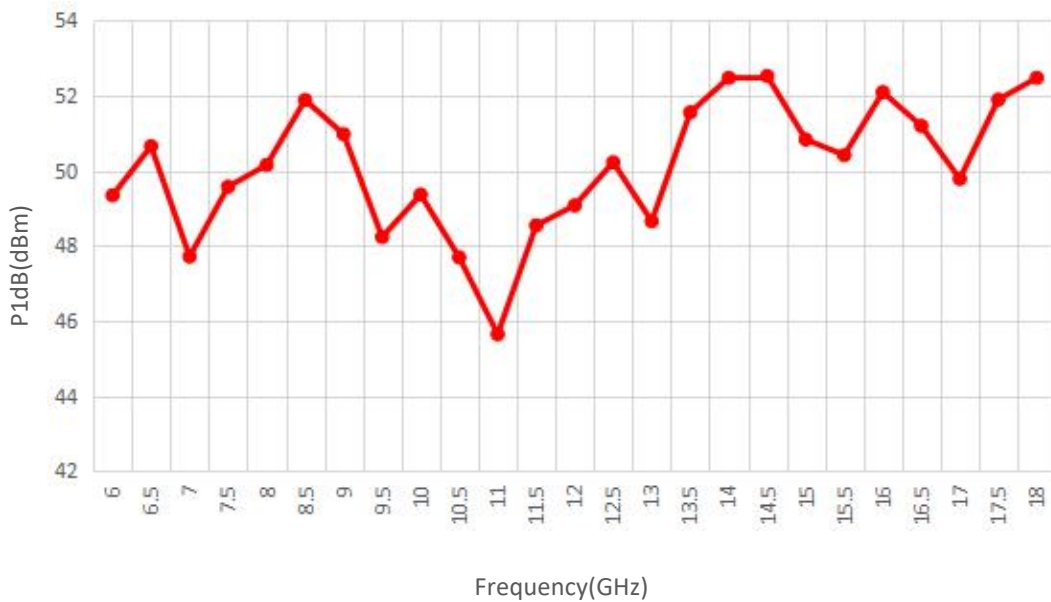


Typical Performance Data:

Input VSWR vs Frequency



P1dB vs Frequency

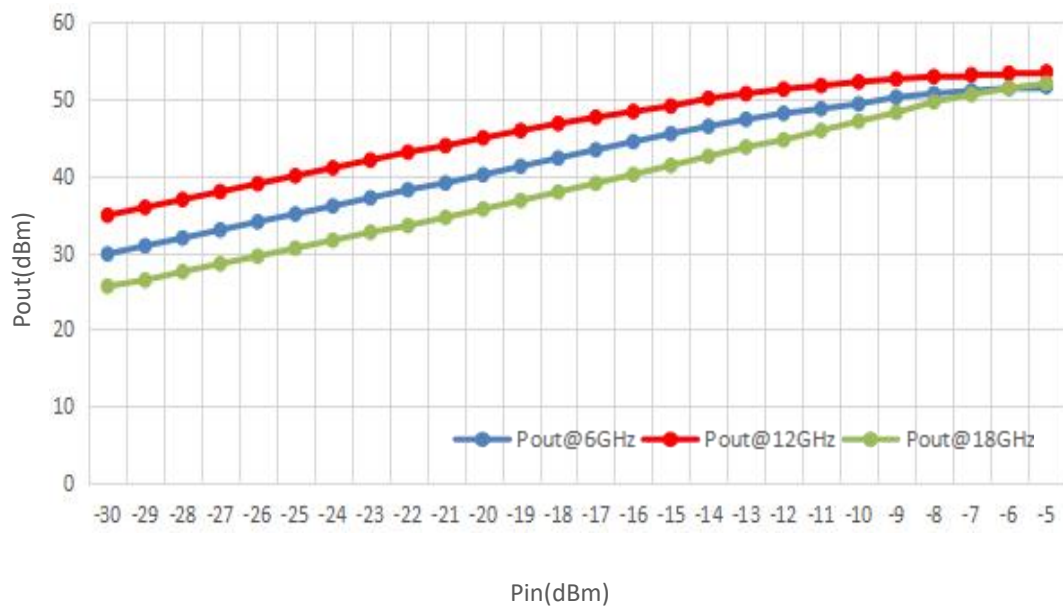


Note: Above data is for ref only, actual data may vary from unit to unit depending on operating environment and other factors like material lots etc.

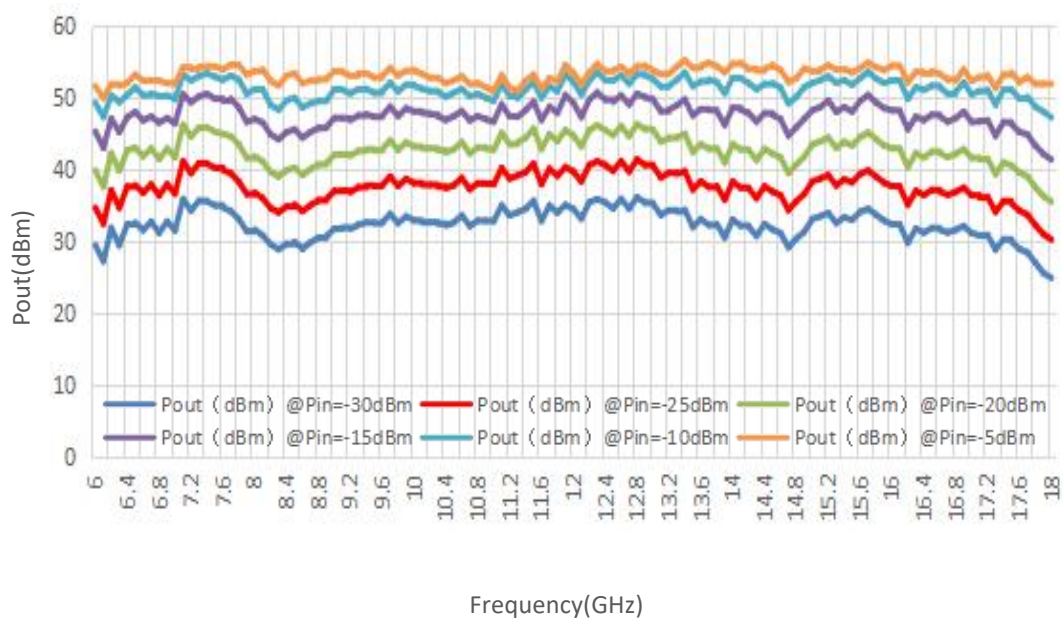


Typical Performance Data:

Pout@Pin



Pout@Equal_Pin

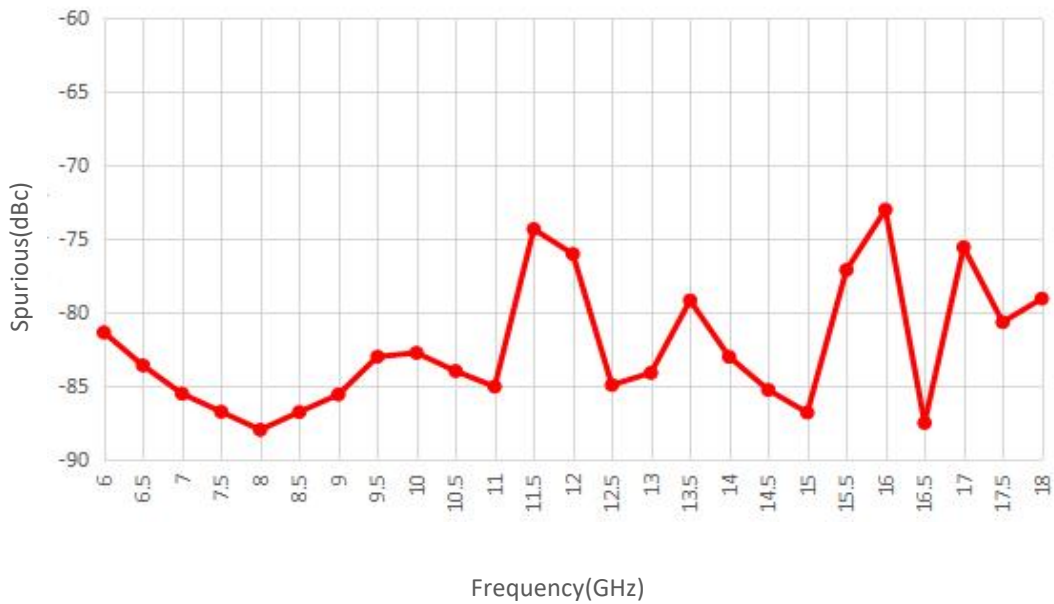


Note: Above data is for ref only, actual data may vary from unit to unit depending on operating environment and other factors like material lots etc.

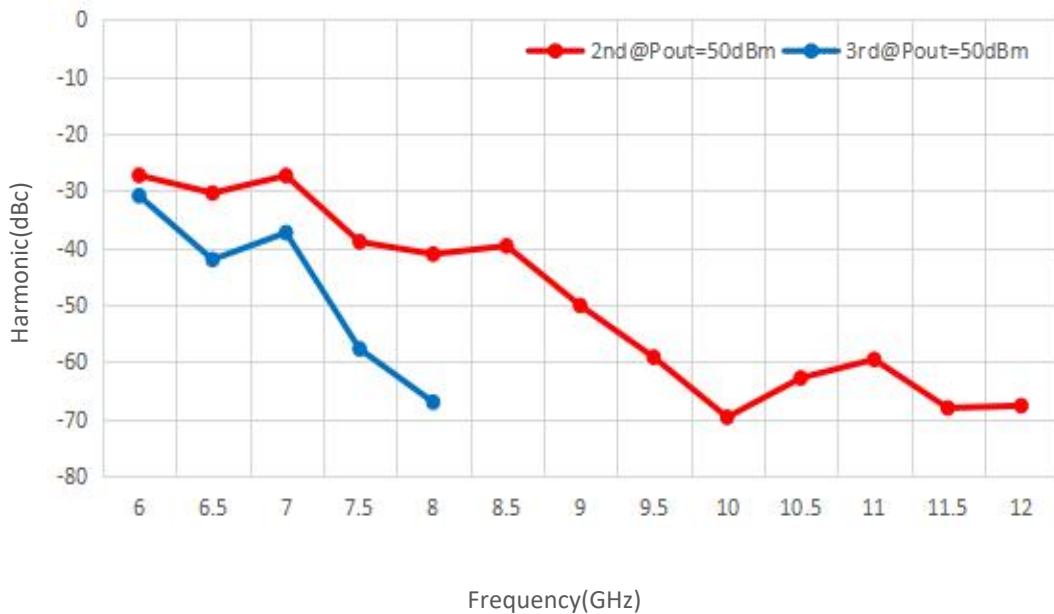


Typical Performance Data:

Spurious vs Frequency



Harmonic vs Frequency



Note: Above data is for ref only, actual data may vary from unit to unit depending on operating environment and other factors like material lots etc.