



High Power Amplifier

Model:RPA-9G-9G5-1000

9-9.5GHz 1000W CW

Ultrabroad frequency range, high performance and exceptional RF characteristics

Features:

- Frequency range: 9-9.5GHz
- High output power at saturation, 60dBm Min.
- High gain, 60dB Min.
- Operates from AC line power: 380V

Applications:

- Laboratory test instrument
- RF Power stress test
- EMI and antenna testing
- Reliability testing

Product Overview:

The RPA-9G-9G5-1000 is a high power, rack mount amplifier with a self-contained AC power supply which can be used for a wide variety of laboratory testing applications. This rugged amplifier is capable of amplifying signals up to 1000W output power over its entire operating bandwidth of 9 to 9.5GHz. The control functions RPA-9G-9G5-1000 possesses include the on/off of the power supply. Built-in safety features include fans alarms and automatic shut down mechanism to prevent damage in the event of excessive internal temperatures. The amplifier's output stage is further protected in the event of a fault condition, allowing high power operation for up to 5 minutes into an open or short load (refer to the maximum input power specifications). And it has built-in protection functions included over TEM, over voltage, under voltage and load VSWR protection. It can also be remotely controlled via RS422 or Ethernet.



Electrical Specifications at 25°C:

Parameter	Symbol	Min	Typ	Max	Units
Frequency range	BW	9-9.5			GHz
Power Gain	GP	60			dB
Gain flatness	Δ GL		± 1.5		dB
Gain adjust Range	Δ GR	20			dB
Gain adjust Step	Δ GS		0.5		dB
Output Psat	Psat	60			dBm
Output P1dB	P1dB		54		dB
Gain stability@24h	Gs			± 0.25	dB
Spurious	Spur			-60	dBc
Harmonics@Pout=60dBm	HAM			-20	dBc
Input VSWR	VSWRin			1.25	:1
Output VSWR	VSWRout			1.5	:1
AC Voltage	Vac		380	420	V AC
Power Consumption@Psat	Pdiss		10	11	KW
Working Mode	MOD	CW/PULSE compatible			
Impedance	I/O-IMP	50			Ohms

Mechanical Specifications:

Parameter	Value	Notes
Operating Temperature*	-20 to +40	°C
Non-operating Temperature*	-30 to +50	°C
Relative humidity	95	%
RF Input/Output Connector	N Female/WR90	
Forward/Reverse Coupling	N Female/ N Female	
AC Supply Connector	Y50DX-3205	
Communication Connector	RS422/RJ45	
Front Panel LCD Screen Display	7 inch LCD Screen Display	
Digital Monitor & Control	Serial:RS422; Ethernet	Optional: GPIB
Cooling	Built in Cooling system,forced air cooling	
Altitude	10,000	feet
Shock / Vibration(MIL-STD-810F)	25g rms (15 degree 2KHz) endurance, 1 hour per axis	



Mechanical Specifications:

Parameter	Value	Notes
Shock(non operating)	20G for 11msc half sin wave,3 axis both directions	
Dimensions W x H x D	20U	mm
Weight	≤250	Kg

*Note: For a wider temperature range, please consult the manufacturer.

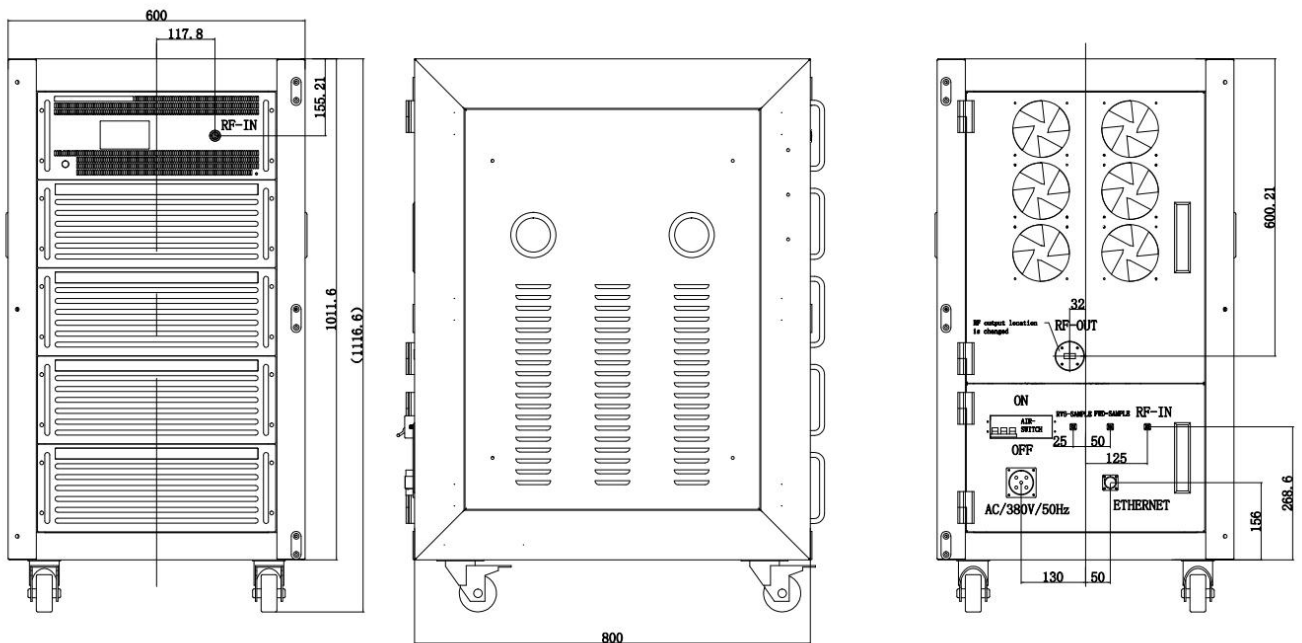
Absolute Maximum Ratings:

Parameter	Value
RF Input Power	+5 dBm
ESD sensitivity (HBm)	Class 0, passed 150V

Outline Drawing:

Unit:mm

RPA-9G-9G5-1000





Optional items:

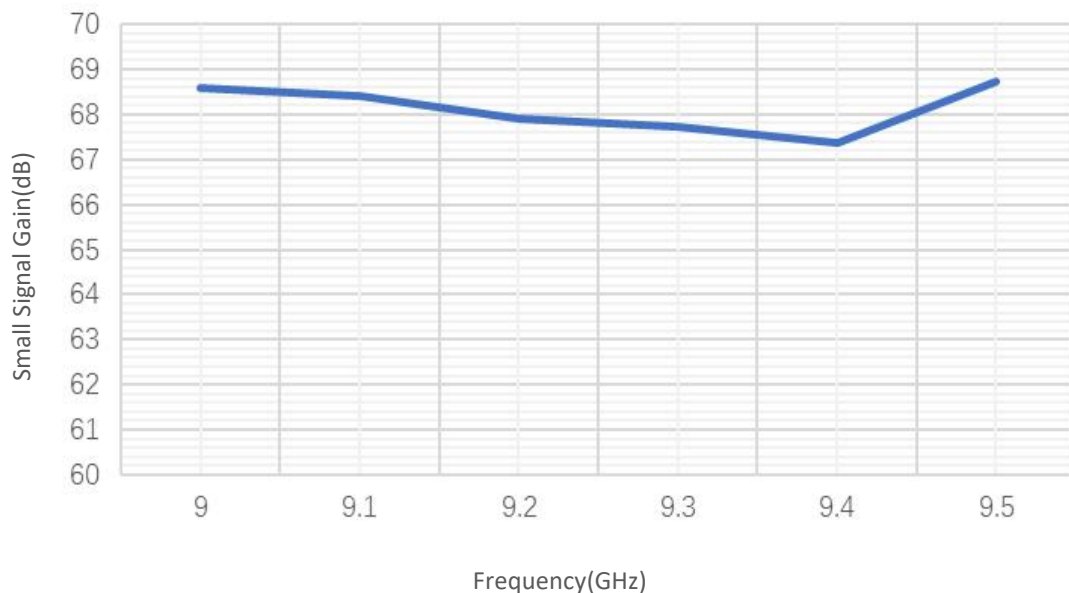
Number	Parameter
1	LCD display touchscreen
2	Ingress protection grad
3	Customized operating temperature range
4	Built in Cooling system(air or liquid)
5	Types of RF,coupling and monitor&control interfaces

Outline Drawing:

Base Number	Description	Optional
RPA-9G-9G5-1000	High Power Amplifier, 9-9.5GHz, 1000W CW, Built in air or liquid cooling, without LCD and IP grad.	Basic version
RPA-9G-9G5-1000-M	High Power Amplifier, 9-9.5GHz, 1000W CW, Built in air or liquid cooling, with LCD.	Add LCD display touchscreen
RPA-9G-9G5-1000-IPxx	High Power Amplifier, 9-9.5GHz, 1000W CW, Built in air or liquid cooling, with LCD and IP grad.	Add Ingress protection grad

Typical Performance Data:

Small Signal Gain vs Frequency

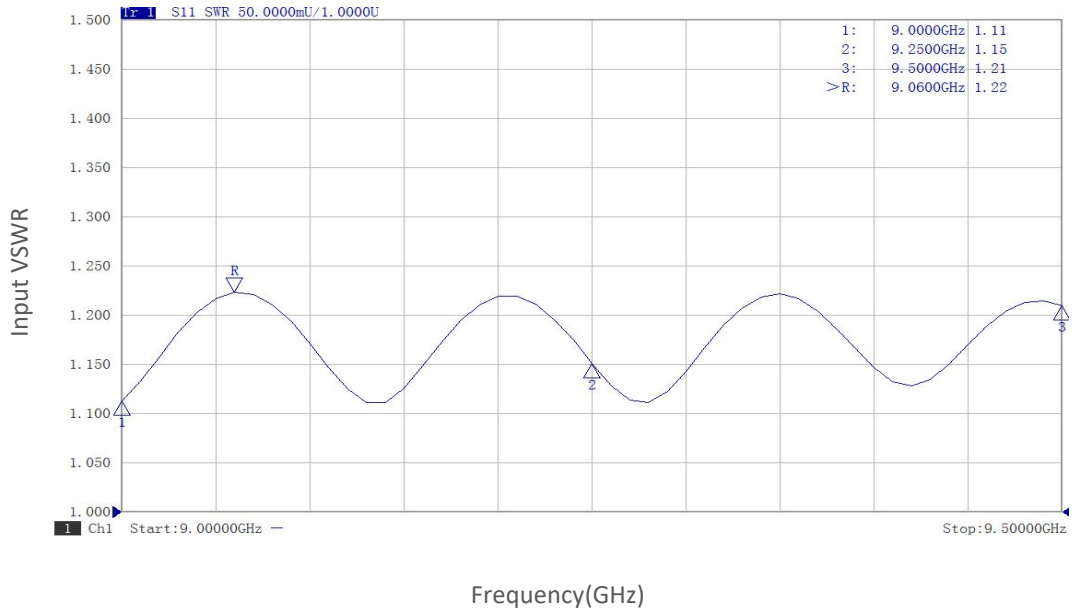


Note: Above data is for ref only, actual data may vary from unit to unit depending on operating environment and other factors like material lots etc.

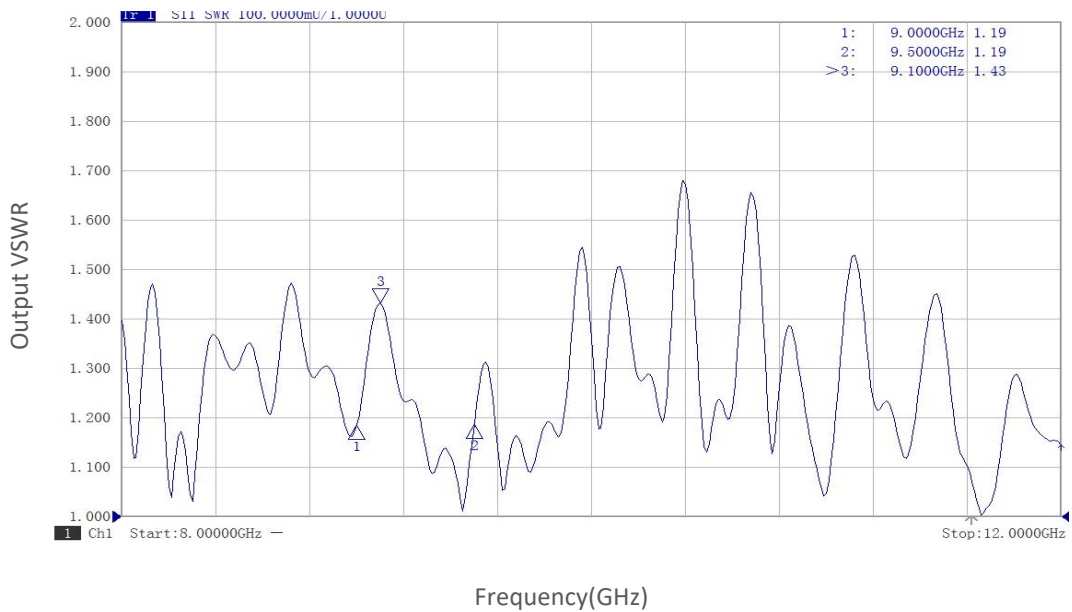


Typical Performance Data:

Input VSWR vs Frequency



Output VSWR vs Frequency

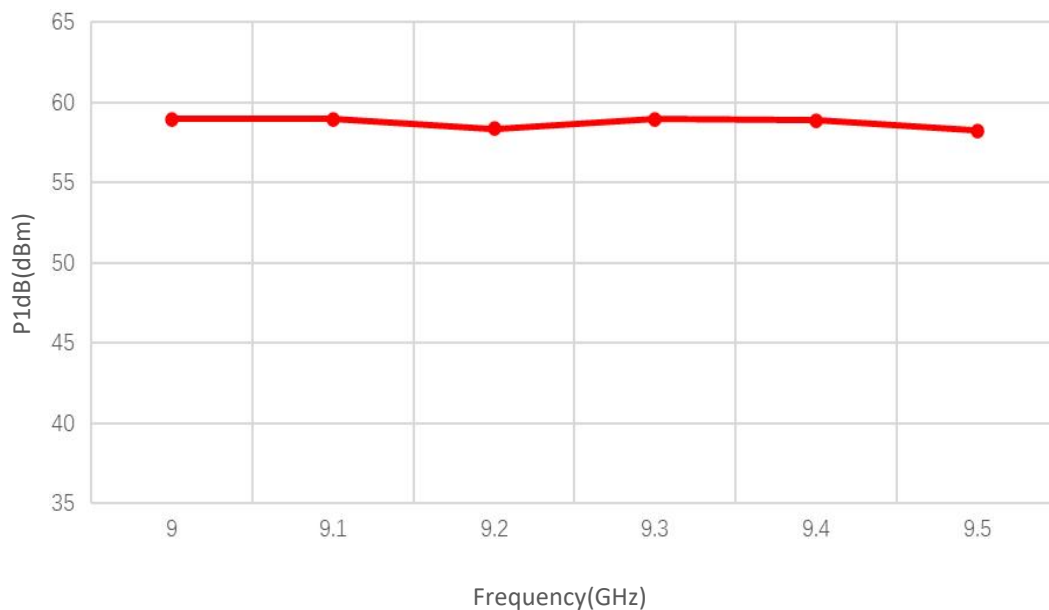


Note: Above data is for ref only, actual data may vary from unit to unit depending on operating environment and other factors like material lots etc.

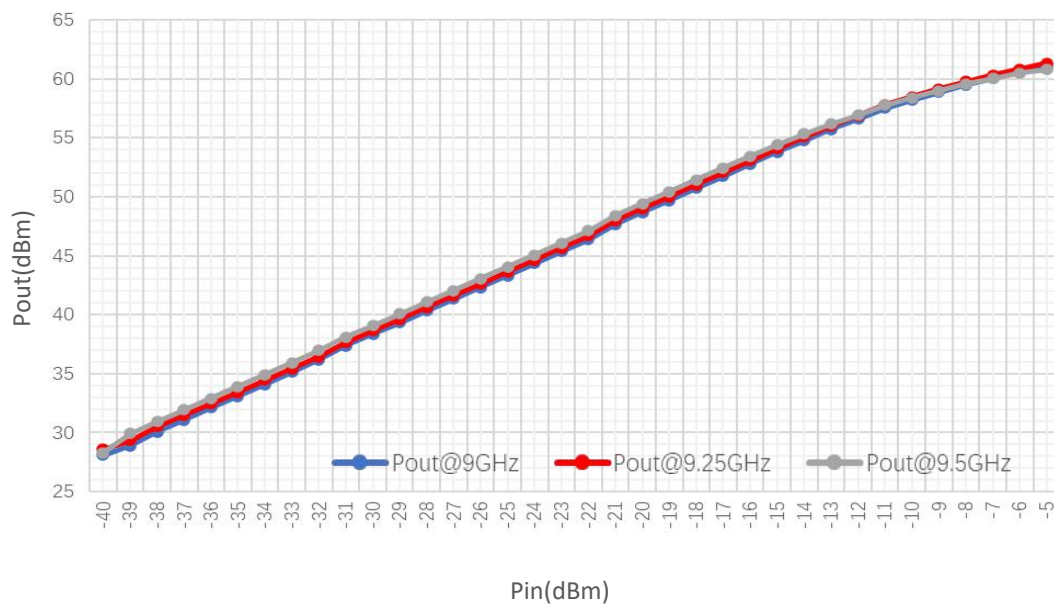


Typical Performance Data:

P1dB vs Frequency



Pout@Pin

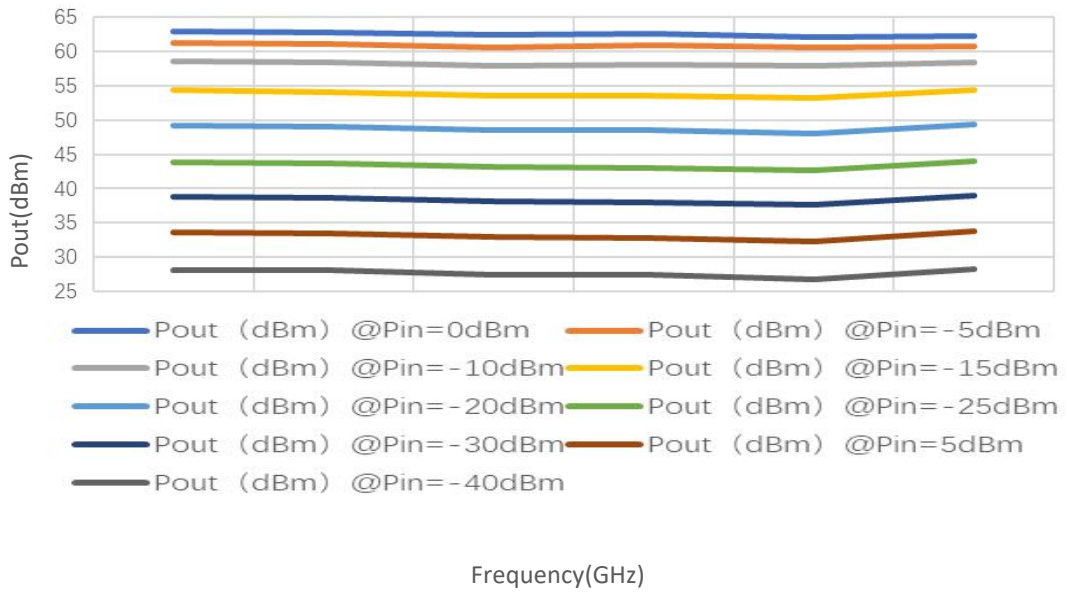


Note: Above data is for ref only, actual data may vary from unit to unit depending on operating environment and other factors like material lots etc.

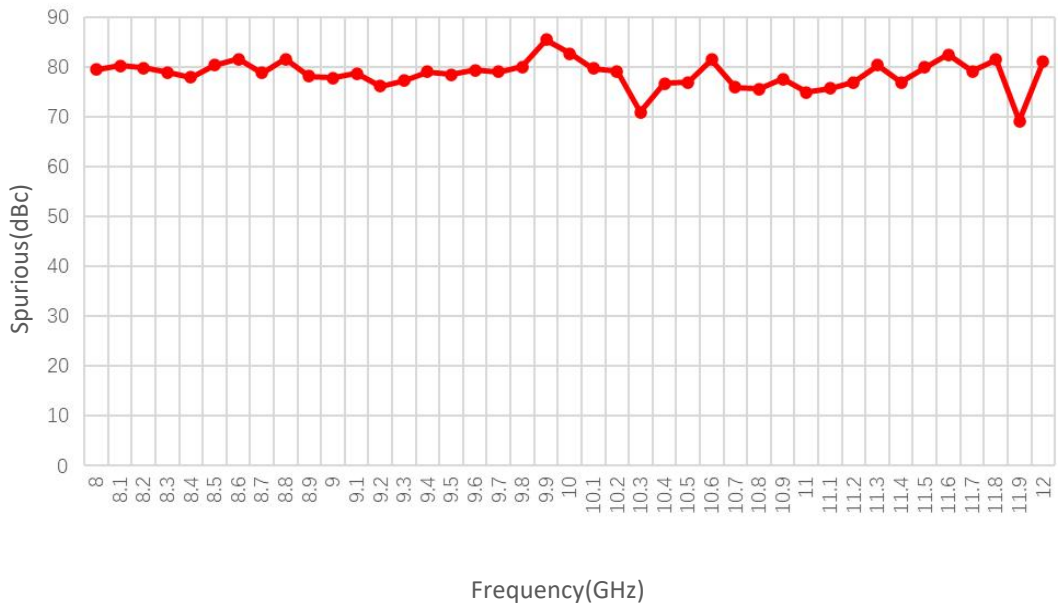


Typical Performance Data:

Pout@Equal_Pin



Spurious vs Frequency

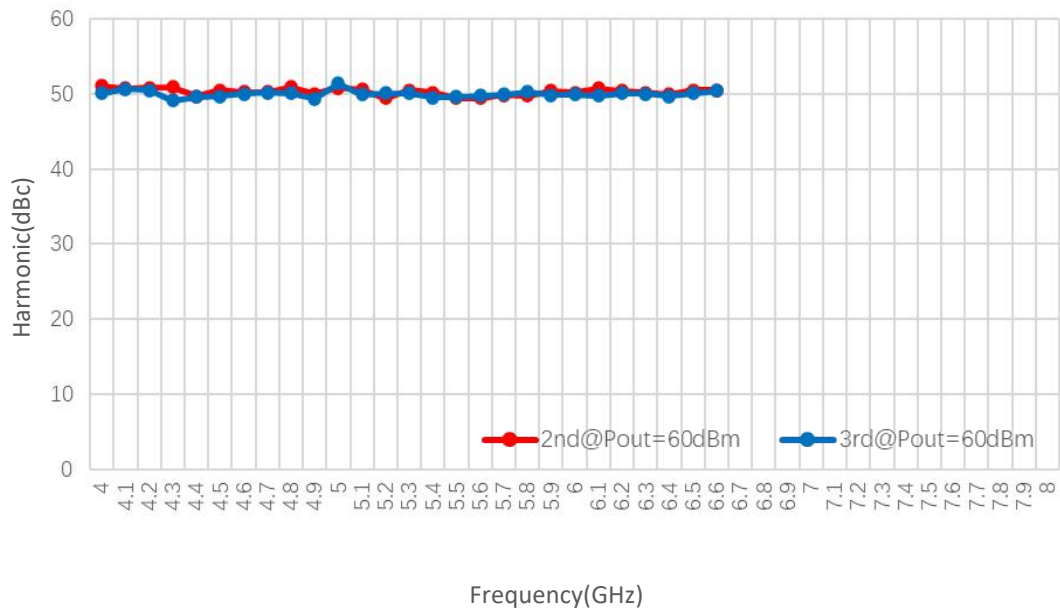


Note: Above data is for ref only, actual data may vary from unit to unit depending on operating environment and other factors like material lots etc.



Typical Performance Data:

Harmonic vs Frequency



Note: Above data is for ref only, actual data may vary from unit to unit depending on operating environment and other factors like material lots etc.