



# High Power Amplifier

## Model:RPA-24G-30G-40

24-30GHz 40W CW

Ultrabroad frequency range, high performance and exceptional RF characteristics

### Features:

- Frequency range: 24-30GHz
- High output power at saturation, 46dBm Min.
- High gain, 46dB Min.
- Operates from AC line power: 220V

### Applications:

- Laboratory test instrument
- RF Power stress test
- EMI and antenna testing
- Reliability testing

### Product Overview:

The RPA-24G-30G-40 is a high power, rack mount amplifier with a self-contained AC power supply which can be used for a wide variety of laboratory testing applications. This rugged amplifier is capable of amplifying signals up to 40W output power over its entire operating bandwidth of 24 to 30GHz. The control functions that RPA-24G-30G-40 possesses include the on/off of the power supply and output power can be controlled by the automatic ALC system. Built-in safety features include fans alarms and automatic shut down mechanism to prevent damage in the event of excessive internal temperatures. The amplifier's output stage is further protected in the event of a fault condition, allowing high power operation for up to 5 minutes into an open or short load (refer to the maximum input power specifications). And it has built-in protection functions included over TEM, over voltage, over current and over VSWR protection. It can also be remotely controlled via RS422 or LAN.



## Electrical Specifications at 25°C:

Parameter	Symbol	Min	Typ	Max	Units
Frequency range	BW	24-30			GHz
Power Gain	GP	46			dB
Gain flatness	$\Delta$ GL		$\pm 3.5$		dB
Output Psat	Psat	46			dBm
Spurious	Spur			-50	dBc
Harmonics	HAM			-20	dBc
Input VSWR	VSWRin			2.0	:1
AC Voltage	Vac		220		V AC
Impedance	I/O-IMP		50		Ohms

## Mechanical Specifications:

Parameter	Value	Notes
Operating Temperature*	-20 to +50	°C
Non-operating Temperature*	-30 to +60	°C
Relative humidity	95	%
RF Input/Output Connector	2.92mm Female/WR34	
Communication Connector	DB9/RJ45	
Digital Monitor & Control	Serial: RS422;LAN	Optional: GPIB
Cooling	Built in Cooling system,forced air cooling	
Altitude	10,000	feet
Shock / Vibration(MIL-STD-810F)	25g rms (15 degree 2KHz) endurance, 1 hour per axis	
Shock(non operating)	20G for 11msc half sin wave,3 axis both directions	
Dimensions W x H x D	19 Inch 4U	mm
Weight	$\leq 35$	Kg

\*Note: For a wider temperature range, please consult the manufacturer.



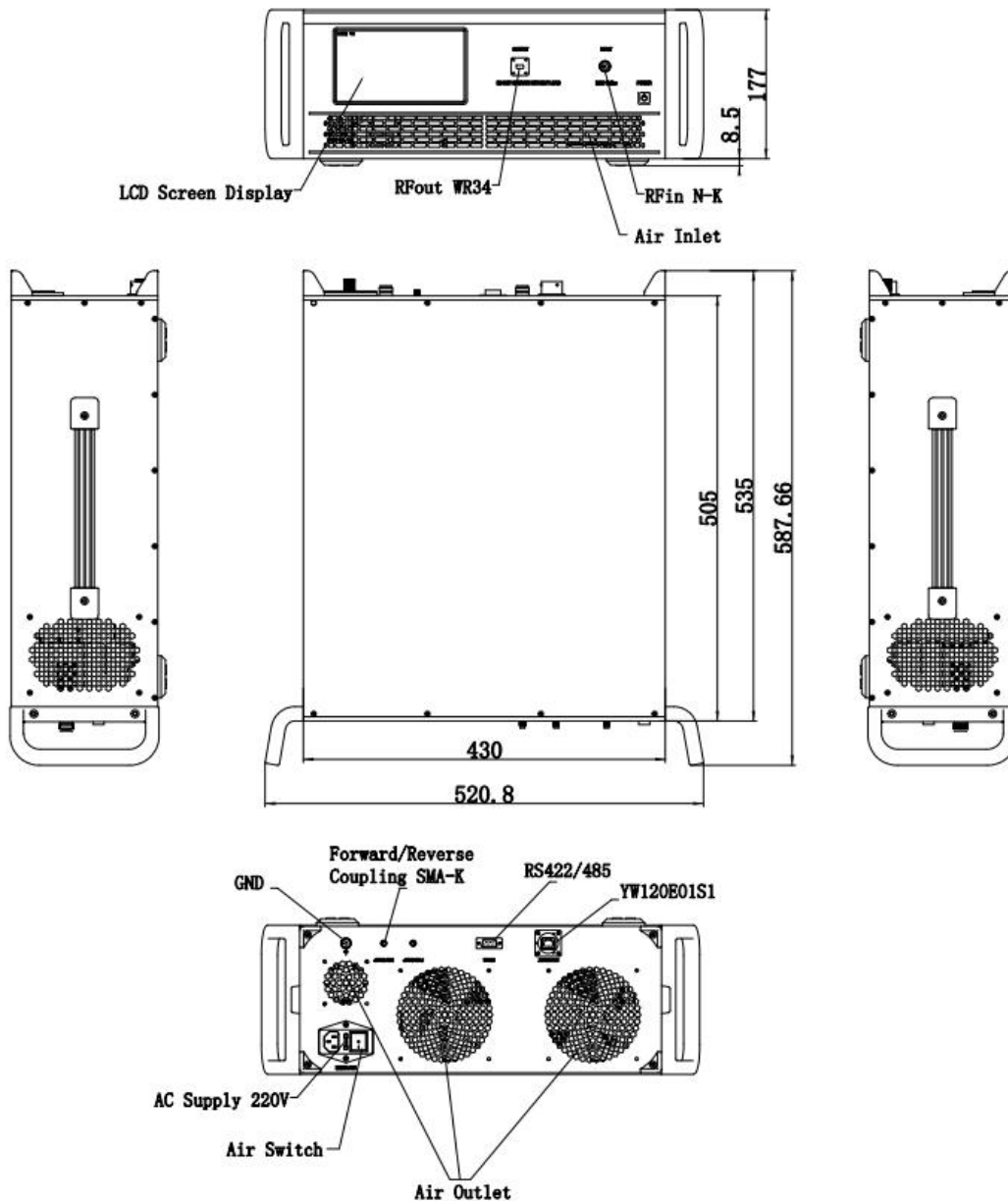
## Absolute Maximum Ratings:

Parameter	Value
RF Input Power	+5 dBm
ESD sensitivity (HBm)	Class 0, passed 150V

## Outline Drawing:

Unit:mm

RPA-24G-30G-40





## Optional items:

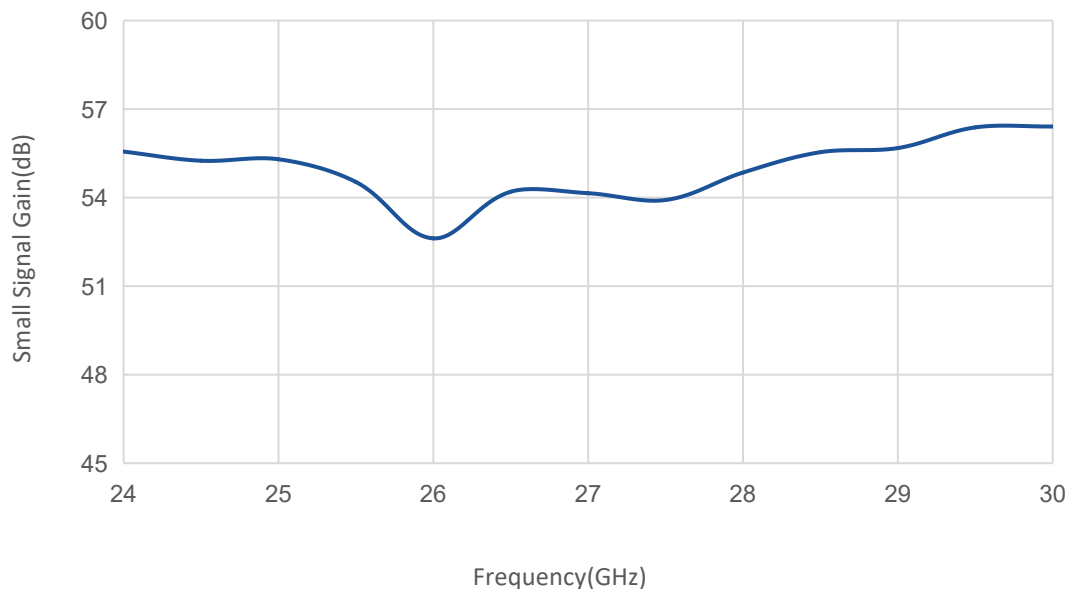
Number	Parameter
1	LCD display touchscreen
2	Ingress protection grad
3	Customized operating temperature range
4	Built in Cooling system(air or liquid)
5	Types of RF,coupling and monitor&control interfaces

## Outline Drawing:

Base Number	Description	Optional
RPA-24G-30G-40	High Power Amplifier, 24-30GHz, 40W CW, Built in air or liquid cooling, without LCD and IP grad.	Basic version
RPA-24G-30G-40-M	High Power Amplifier, 24-30GHz, 40W CW, Built in air or liquid cooling, with LCD.	Add LCD display touchscreen
RPA-24G-30G-40-IPxx	High Power Amplifier, 24-30GHz, 40W CW, Built in air or liquid cooling, with LCD and IP grad.	Add Ingress protection grad

## Typical Performance Data:

### Small Signal Gain vs Frequency

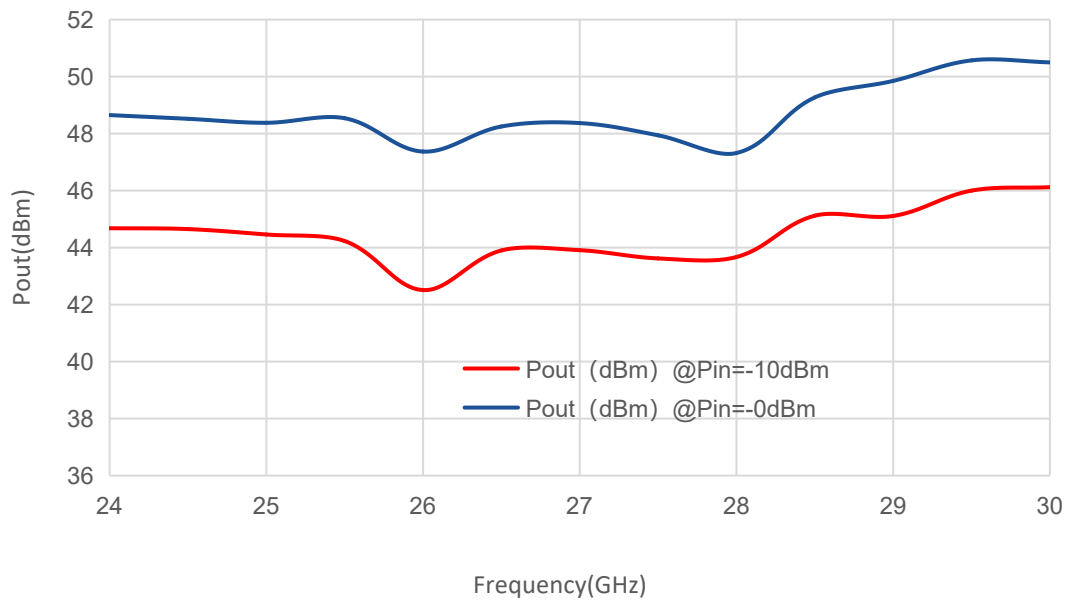


Note: Above data is for ref only, actual data may vary from unit to unit depending on operating environment and other factors like material lots etc.

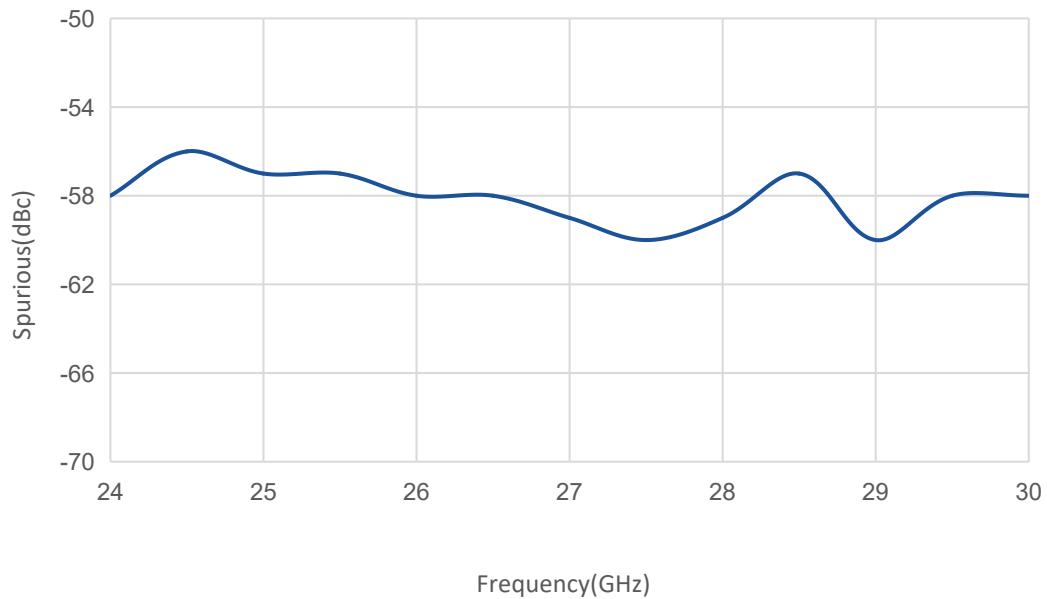


## Typical Performance Data:

### Pout@Equal\_Pin



### Spurious vs Frequency



Note: Above data is for ref only, actual data may vary from unit to unit depending on operating environment and other factors like material lots etc.