



Power Amplifier

Model: PA-0G7-20G-0.3

0.7-20GHz 0.3W CW

Ultrabroad frequency range, high performance and exceptional RF characteristics

Features:

- Frequency range: 0.7-20GHz
- High output power at saturation, 0.3W Typ.
- High gain, 32 dB Typ.
- 50 Ohm Matched Input / Output.

Applications:

- Cellular
- PCN
- GSM
- ISM
- Lab Test

Product Overview:

The PA-0G7-20G-0.3 is a power amplifier with a typical small signal gain of 32 dB and a nominal P_{sat} of 0.3W across the frequency range of 0.7 to 20GHz. The DC power requirement for the amplifier is +12 VDC/300 mA. The input and output port configuration offers coax adapter structure with 2.92mm female.



Electrical Specifications at 25°C:

Parameter	Min	Typ	Max	Units
Frequency range	0.7		20	GHz
Small Signal Gain	30	32		dB
Small Signal Gain Flatness		±2		dB
Output P1dB	22	23		dBm
Output Psat		25		dBm
Noise Figure		3	4.5	dB
Input VSWR		1.5		:1
Output VSWR		1.5		:1
DC Voltage		+12		V DC
DC Supply Current		300		mA
Impedance		50		Ohms

Mechanical Specifications:

Parameter	Value	Notes
Operating Temperature*	-40°C to +60°C	
Non-operating Temperature*	-50°C to +70°C	
Relative humidity	95%	
RF Input/Output Connector	2.92mm Female/2.92mm Female	
DC Bias	Solder Pin	
Altitude	10,000	feet
Shock / Vibration(MIL-STD-810F)	25g rms (15 degree 2KHz) endurance, 1 hour per axis	
Shock(non operating)	20G for 11msc half sin wave,3 axis both directions	
Dimensions W x H x D	44*36*11	mm
Weight	50	g

*Note: For a wider temperature range, please consult the manufacturer.

Absolute Maximum Ratings:

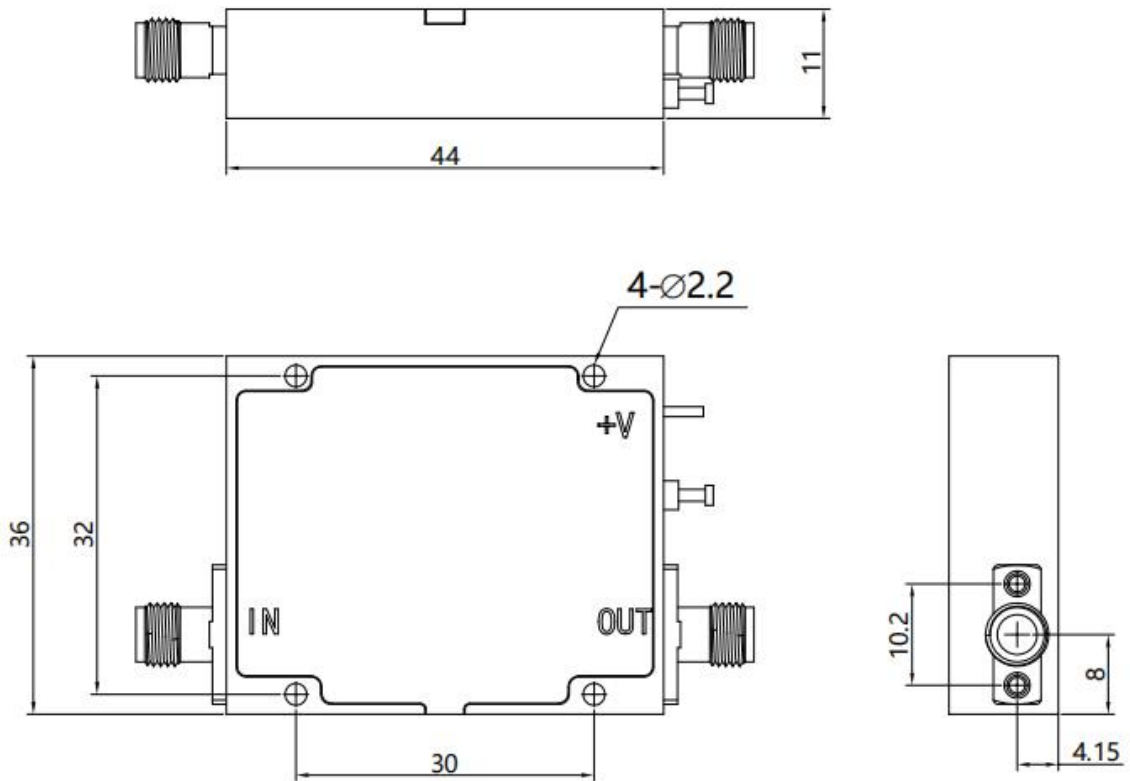
Parameter	Value
Supply Bias Voltage	+15 V
RF Input Power	+15 dBm
ESD sensitivity (HBm)	Class 0, passed 150V



Outline Drawing:

Unit:mm

PA-0G7-20G-0.3



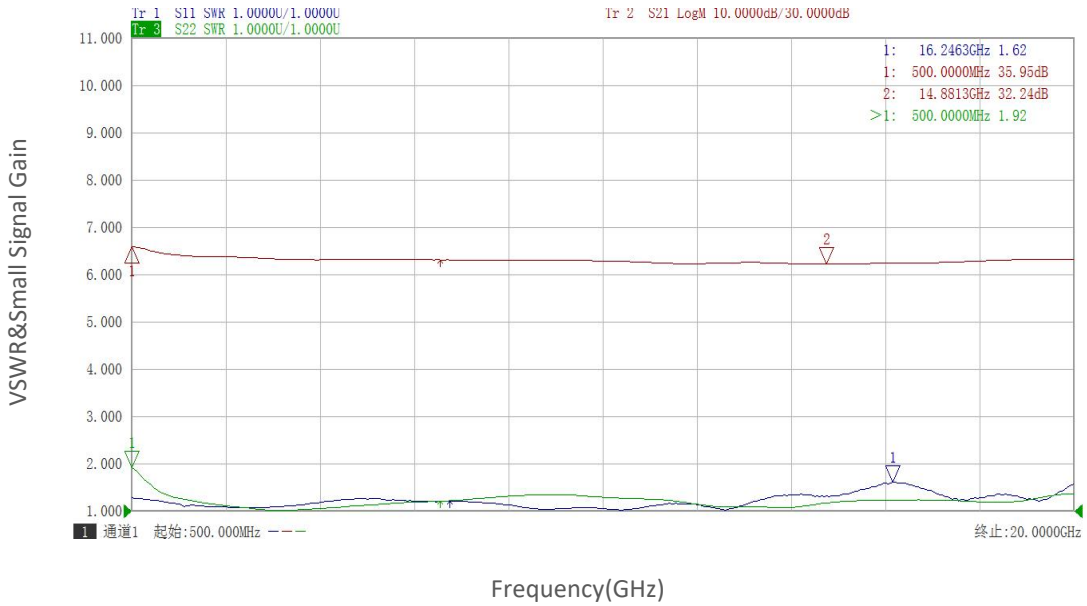
Ordering Information:

Base Number	Description	Optional
PA-0G7-20G-0.3	Power Amplifier, 0.7-20GHz, Gain:32dB,Psat:0.3W,+12V DC	Without Heatsink
PA-0G7-20G-0.3-HS	Power Amplifier, 0.7-20GHz, Gain:32dB,Psat:0.3W,+12V DC	With Heatsink

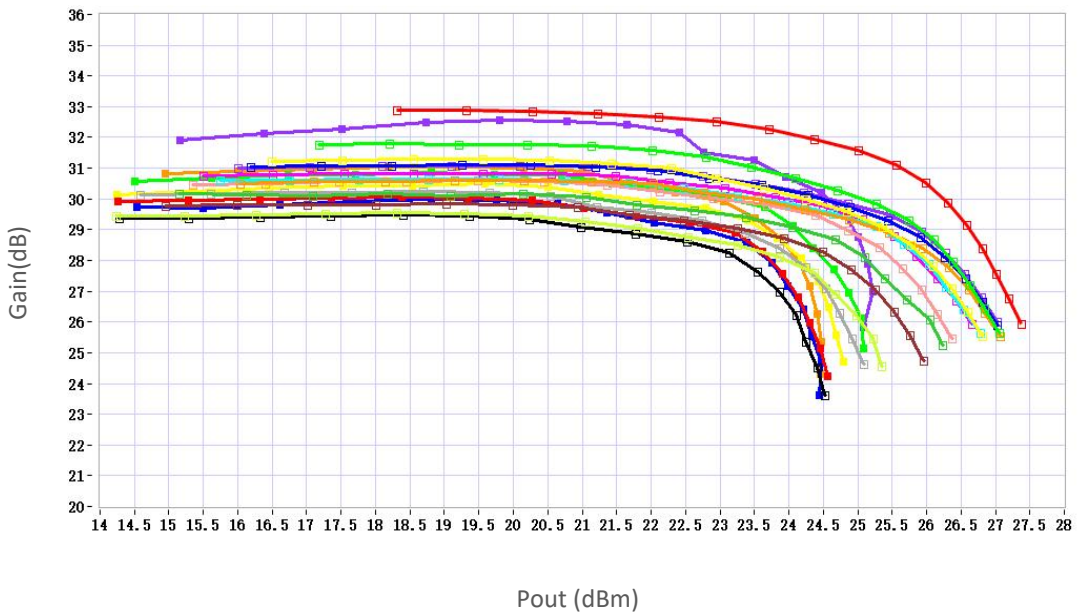


Typical Performance Data:

VSWR&Small Signal Gain vs Frequency



Gain vs Output Power

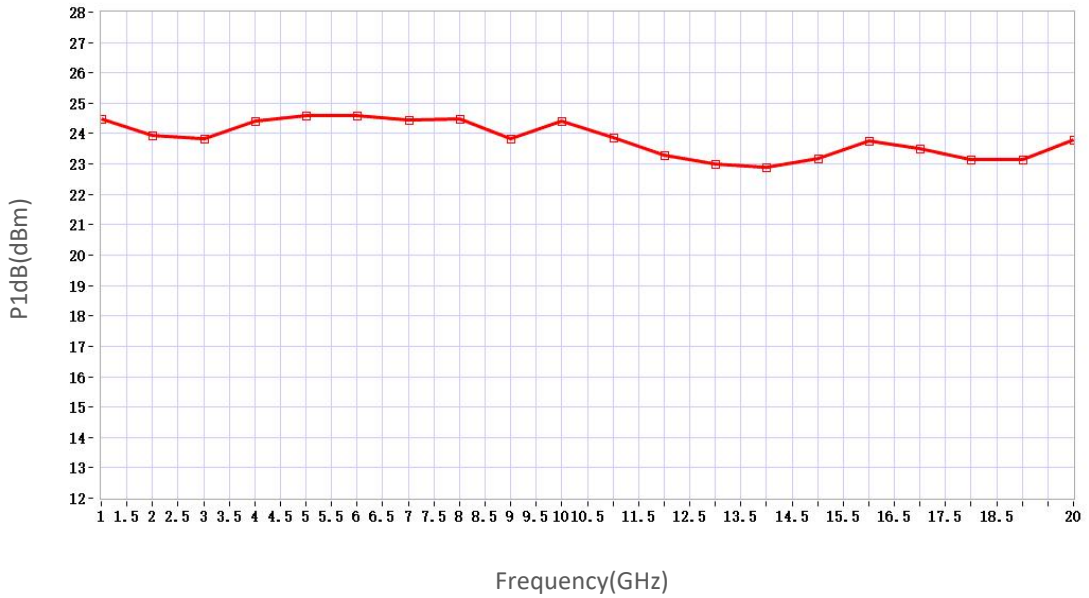


Note: Above data is for ref only, actual data may vary from unit to unit depending on operating environment and other factors like material lots etc.

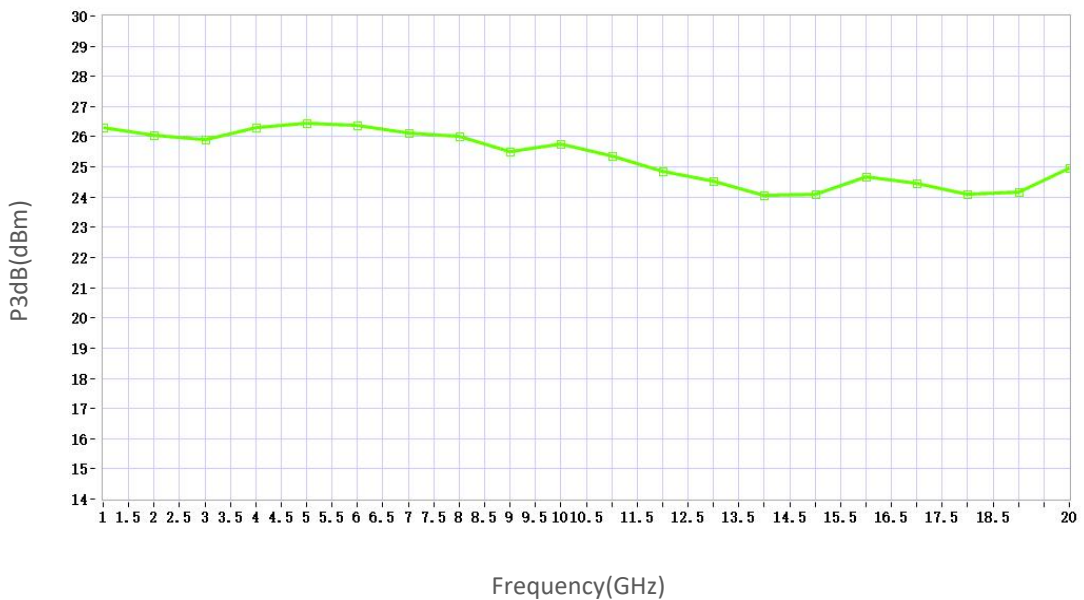


Typical Performance Data:

P1dB vs Frequency



P3dB vs Frequency

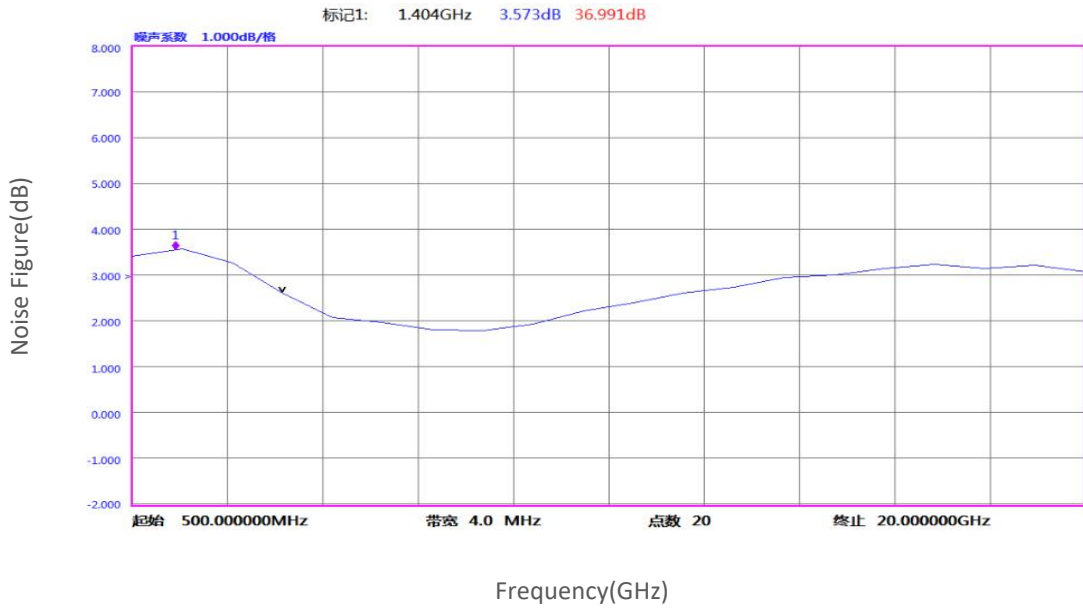


Note: Above data is for ref only, actual data may vary from unit to unit depending on operating environment and other factors like material lots etc.



Typical Performance Data:

Noise Figure vs Frequency



Note: Above data is for ref only, actual data may vary from unit to unit depending on operating environment and other factors like material lots etc.