



High Power Amplifier

Model:RPA-0M1-200M-50

0.1-200MHz 50W CW

Ultrabroad frequency range, high performance and exceptional RF characteristics

Features:

- Frequency range: 0.1-200MHz
- High output power at saturation, 47 dBm Min
- High gain, 47dB Min
- Operates from AC line power: 110-220V

Applications:

- Laboratory test instrument
- RF Power stress test
- EMI and antenna testing
- Reliability testing

Product Overview:

The RPA-0M1-200M-50 is a high power, rack mount amplifier with a self-contained AC power supply which can be used for a wide variety of laboratory testing applications. This rugged amplifier is capable of amplifying signals up to 50W output power over its entire operating bandwidth of 0.1 to 200MHz. The control functions that RPA-0M1-200M-50 possesses include the on/off of the power supply. Built-in safety features include fans alarms and automatic shut down mechanism to prevent damage in the event of excessive internal temperatures. The amplifier's output stage is further protected in the event of a fault condition, allowing high power operation for up to 5 minutes into an open or short load (refer to the maximum input power specifications). And it has built-in protection functions included over TEM, over voltage, over current and over VSWR protection.



Electrical Specifications at 25°C:

Parameter	Symbol	Min	Typ	Max	Units
Frequency range	BW	0.1-200			MHz
Power Gain	GP	47	50		dB
Gain flatness	Δ GL		± 2	± 3	dB
Gain adjust Range	Δ GR		30		dB
Output Psat	Psat	47	48		dBm
Output P1dB	P1dB		43		dB
Spurious	Spur			-60	dBc
Harmonics	HAM			-10	dBc
Input VSWR	VSWRin		1.5	2.0	:1
AC Voltage	Vac	110	220		V AC
AC Supply Current	Iac	1.5A@220V AC			A
Impedance	I/O-IMP		50		Ohms

Mechanical Specifications:

Parameter	Value	Notes
Operating Temperature	-20 to +50	°C
Non-operating Temperature	-30 to +60	°C
RF Relative humidity	95	%
Input/Output Connector	N Female/N Female	
Cooling	Built in Cooling system,forced air cooling	
Altitude	15,000	feet
Shock / Vibration(MIL-STD-810F)	25g rms (15 degree 2KHz) endurance, 1 hour per axis	
Shock(non operating)	20G for 11msc half sin wave,3 axis both directions	
Dimensions W x H x D	3U*500 depth	mm
Weight	15	kg



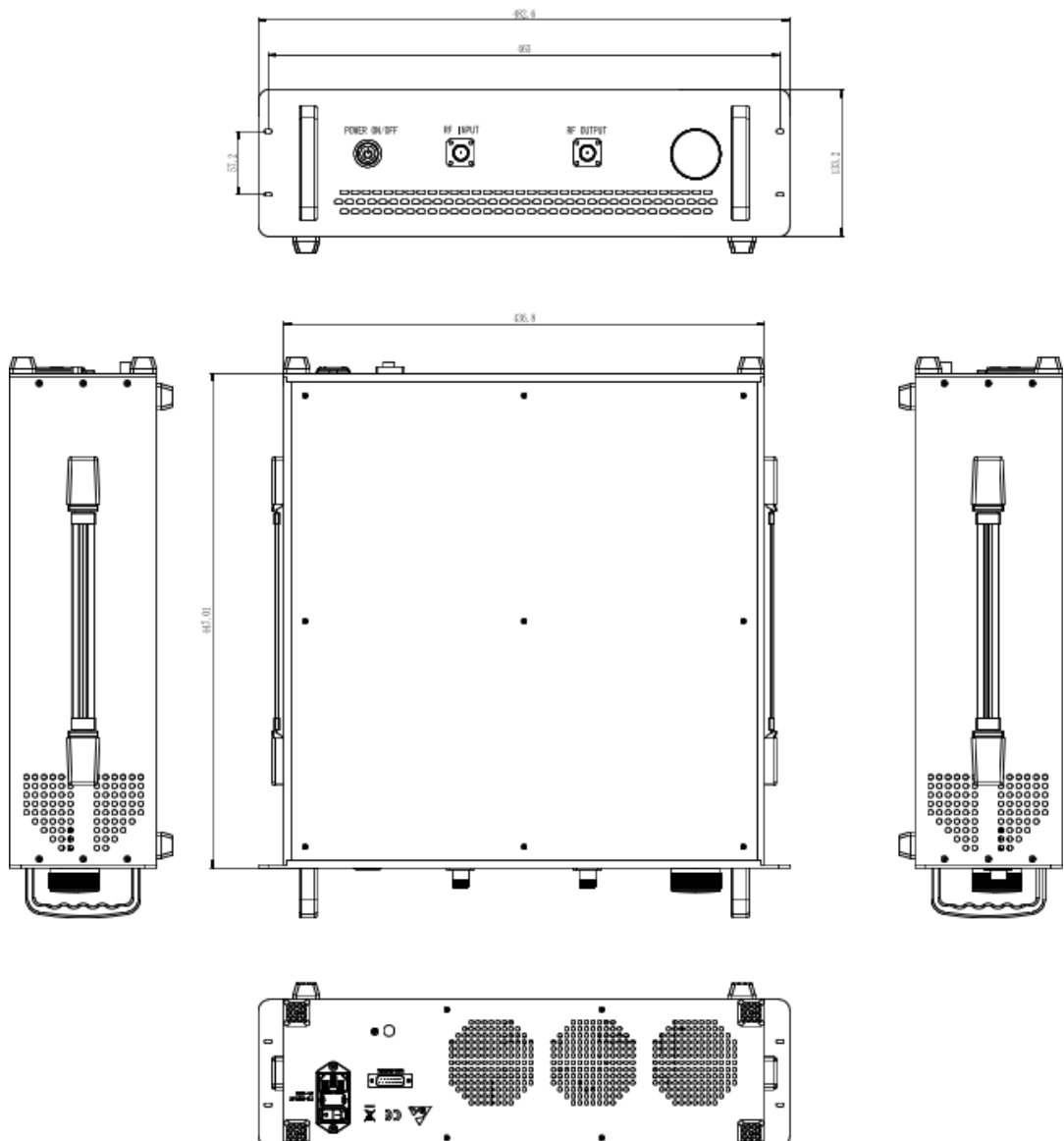
Absolute Maximum Ratings:

Parameter	Value
RF Input Power	5 dBm
ESD sensitivity (HBm)	Class 0, passed 150V

Outline Drawing:

Unit:mm

RPA-0M1-200M-50





Optional items:

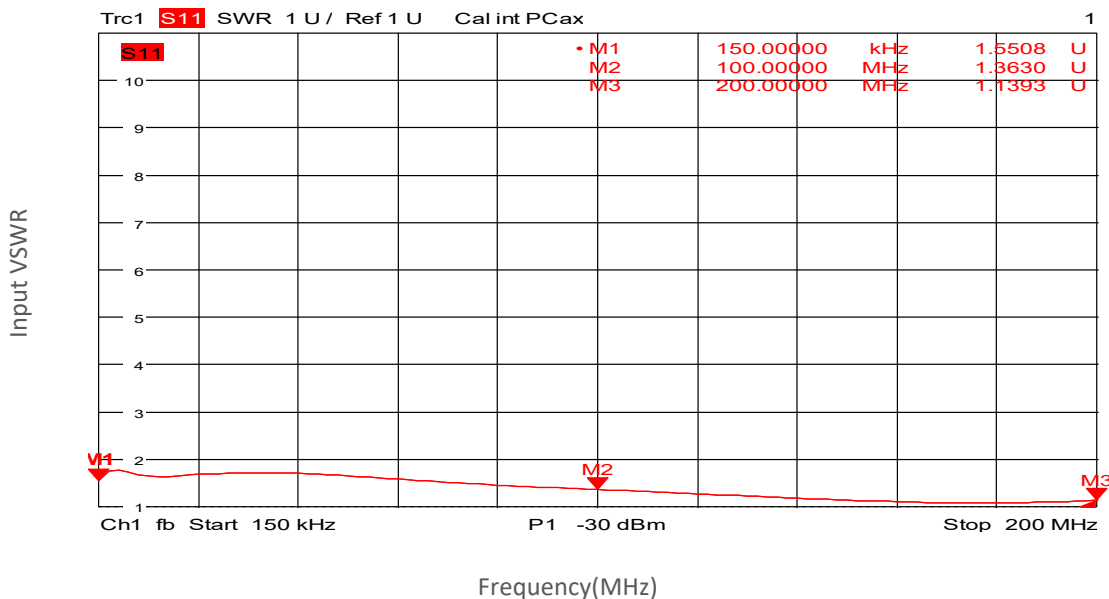
Number	Parameter
1	LCD display touchscreen
2	Ingress protection grad
3	Customized operating temperature range
4	Built in Cooling system(air or liquid)
5	Types of RF,coupling and monitor&control interfaces

Ordering Information:

Base Number	Description	Optional
RPA-0M1-200M-50	High Power Amplifier, 0.1-200MHz,50W CW, Built in air or liquid cooling, without LCD and IP grad.	Basic version
RPA-0M1-200M-50-M	High Power Amplifier, 0.1-200MHz, 50W CW, Built in air or liquid cooling, with LCD.	Add LCD display touchscreen
RPA-0M1-200M-50-IPxx	High Power Amplifier, 0.1-200MHz, 50W CW, Built in air or liquid cooling, with LCD and IP grad.	Add Ingress protection grad

Typical Performance Data:

Input VSWR vs Frequency

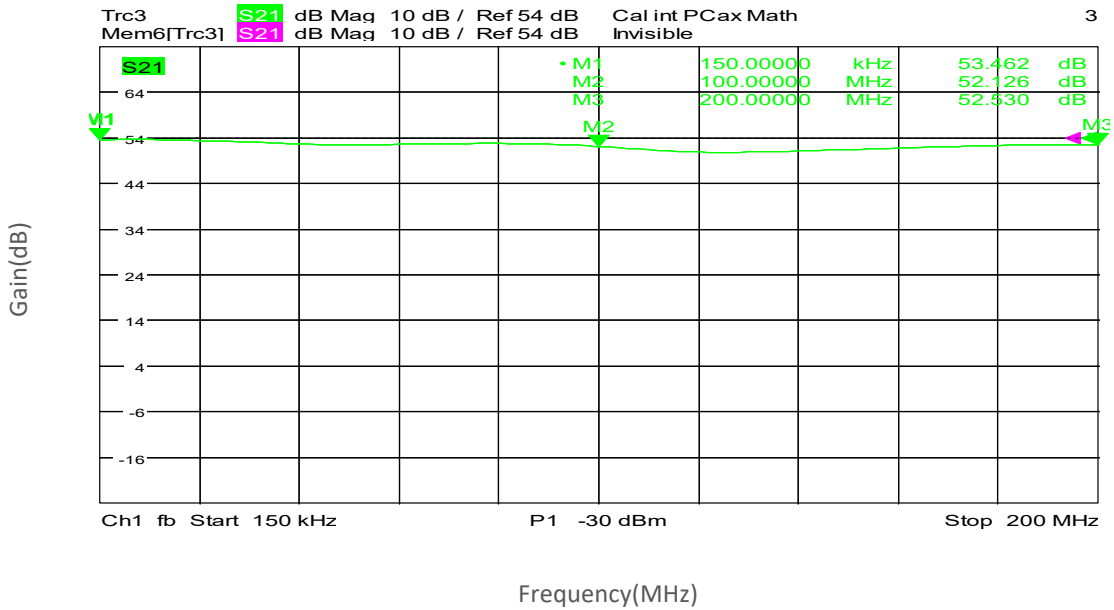


Note: Above data is for ref only, actual data may vary from unit to unit depending on operating environment and other factors like material lots etc.

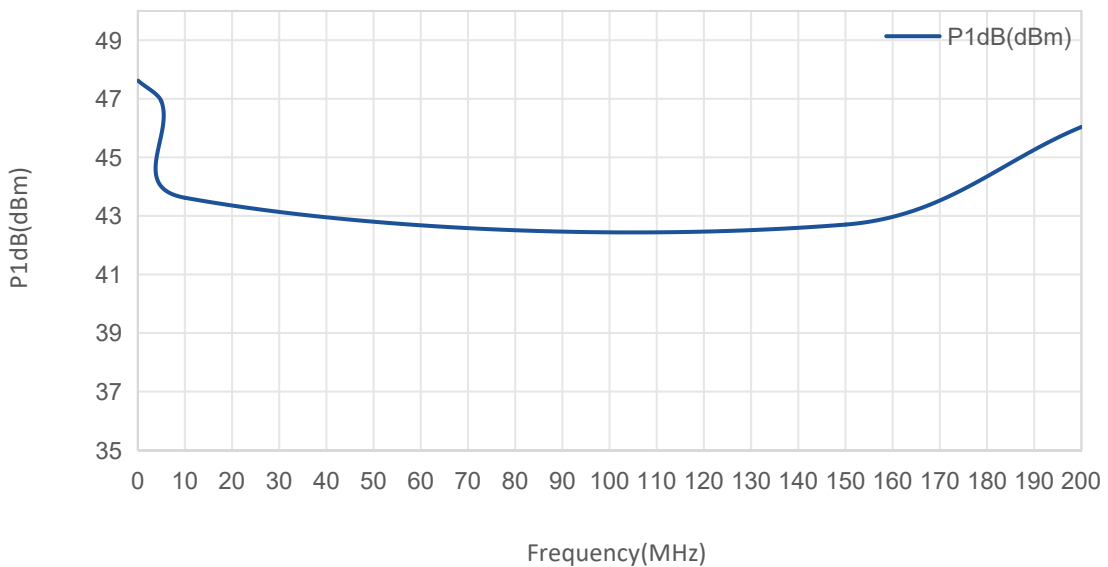


Typical Performance Data:

Gain vs Frequency



P1dB vs Frequency

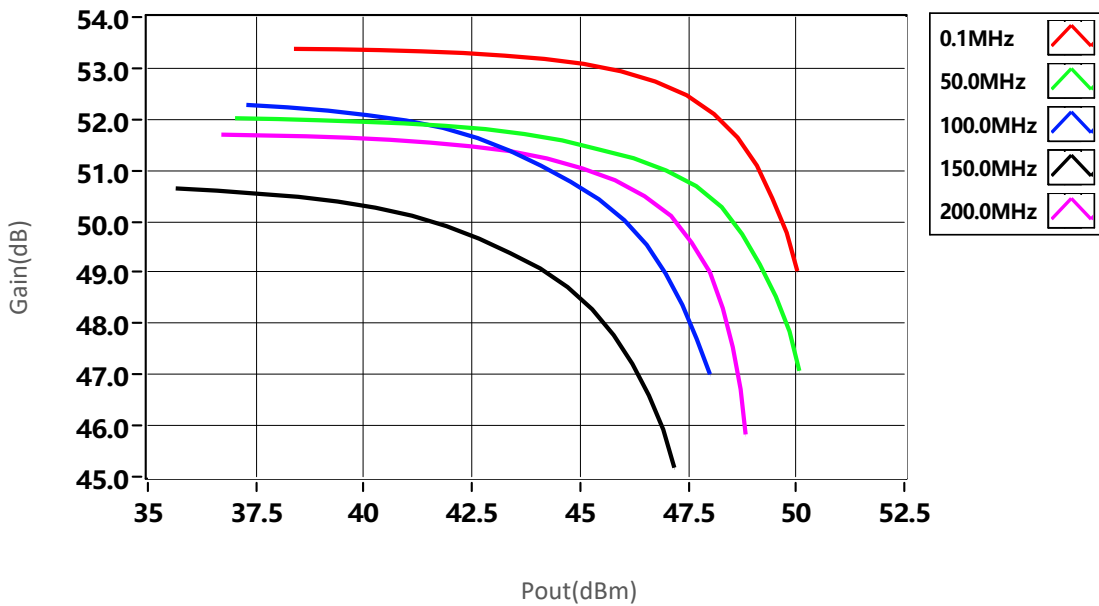


Note: Above data is for ref only, actual data may vary from unit to unit depending on operating environment and other factors like material lots etc.

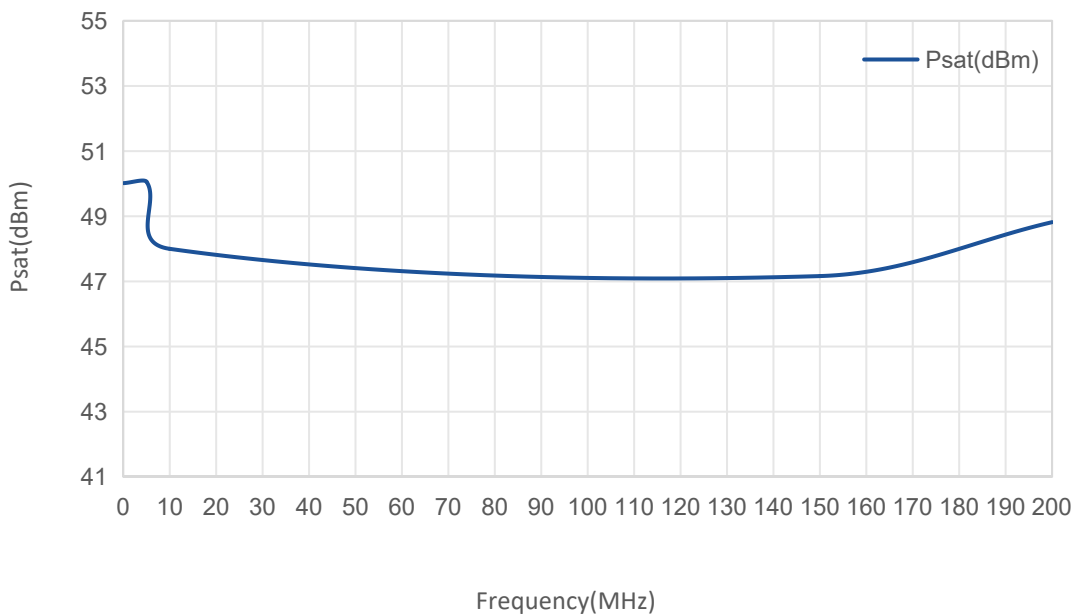


Typical Performance Data:

Gain vs Output Power



Psat vs Frequency

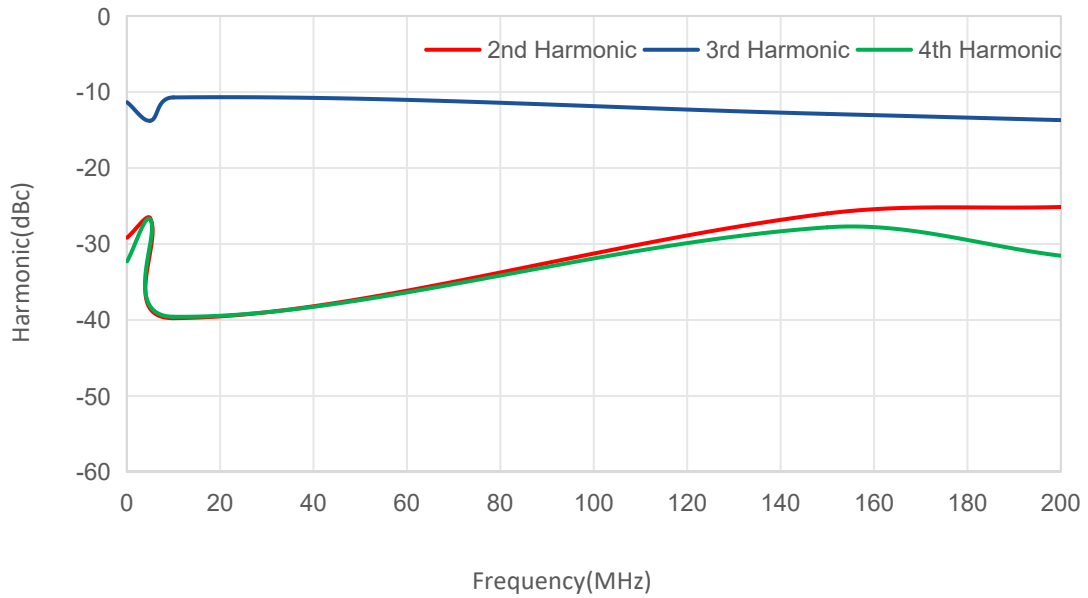


Note: Above data is for ref only, actual data may vary from unit to unit depending on operating environment and other factors like material lots etc.



Typical Performance Data:

Harmonic vs Frequency



Note: Above data is for ref only, actual data may vary from unit to unit depending on operating environment and other factors like material lots etc.