



Power Amplifier

Model: PA-2G2-2G4-10

2.2-2.4GHz 10W CW

Ultrabroad frequency range, high performance and exceptional RF characteristics

Features:

- Frequency range: 2.2-2.4GHz
- High output power at saturation, 10W Min.
- High gain, 30 dB Min.
- 50 Ohm Matched Input / Output.

Applications:

- Cellular
- PCN
- GSM
- ISM
- Lab Test

Product Overview:

The PA-2G2-2G4-10 is a power amplifier with a minimum small signal gain of 30 dB and a minimum Psat of 10W across the frequency range of 2.2 to 2.4 GHz. The DC power requirement for the amplifier is +28 VDC/0.7 A. The input and output port configuration offers coax adapter structure with SMA female.



Electrical Specifications at 25°C:

Parameter	Min	Typ	Max	Units
Frequency range	2.2		2.4	GHz
Small Signal Gain	30	33		dB
Small Signal Gain Flatness		±0.5	±1	dB
Output Psat	40	43		dBm
Spurious		-65	-60	dBc
Input VSWR		1.3	1.5	:1
Output VSWR			2.0	:1
DC Voltage	+18	+28	+36	V DC
DC Supply Current		0.7	3	A
Impedance		50		Ohms

Mechanical Specifications:

Parameter	Value	Notes
Operating Temperature*	-40°C to +60°C	
Non-operating Temperature*	-50°C to +70°C	
Relative humidity	95	%
RF Input/Output Connector	SMA Female/SMA Female	
DC Bias	Solder Pin	
Altitude	10,000	feet
Shock / Vibration(MIL-STD-810F)	25g rms (15 degree 2KHz) endurance, 1 hour per axis	
Shock(non operating)	20G for 11msc half sin wave,3 axis both directions	
Dimensions W x H x D	150*140*30	mm
Weight	1.3	Kg

*Note: For a wider temperature range, please consult the manufacturer.

Absolute Maximum Ratings:

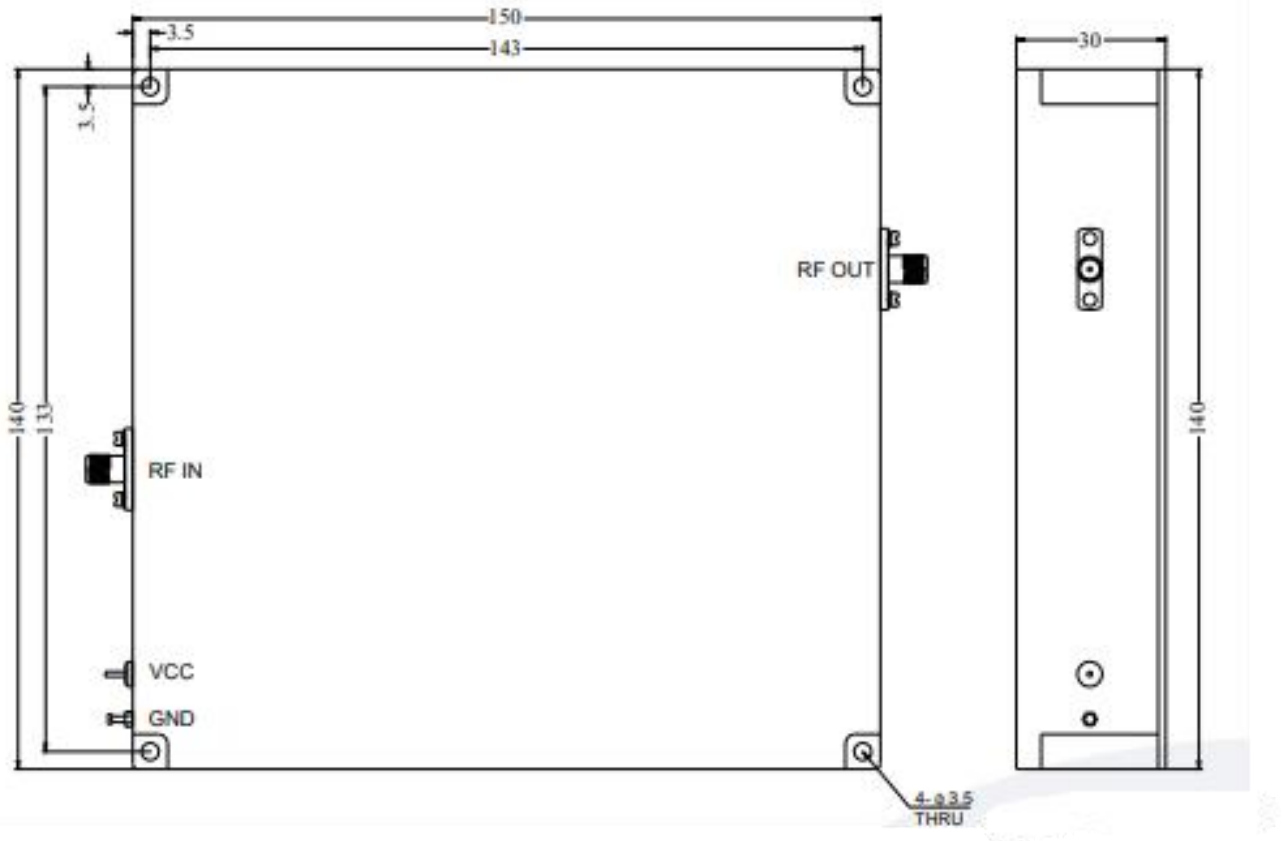
Parameter	Value
Supply Bias Voltage	+36 V
RF Input Power	+33 dBm
ESD sensitivity (HBm)	Class 0, passed 150V



Outline Drawing:

Unit:mm

PA-2G2-2G4-10



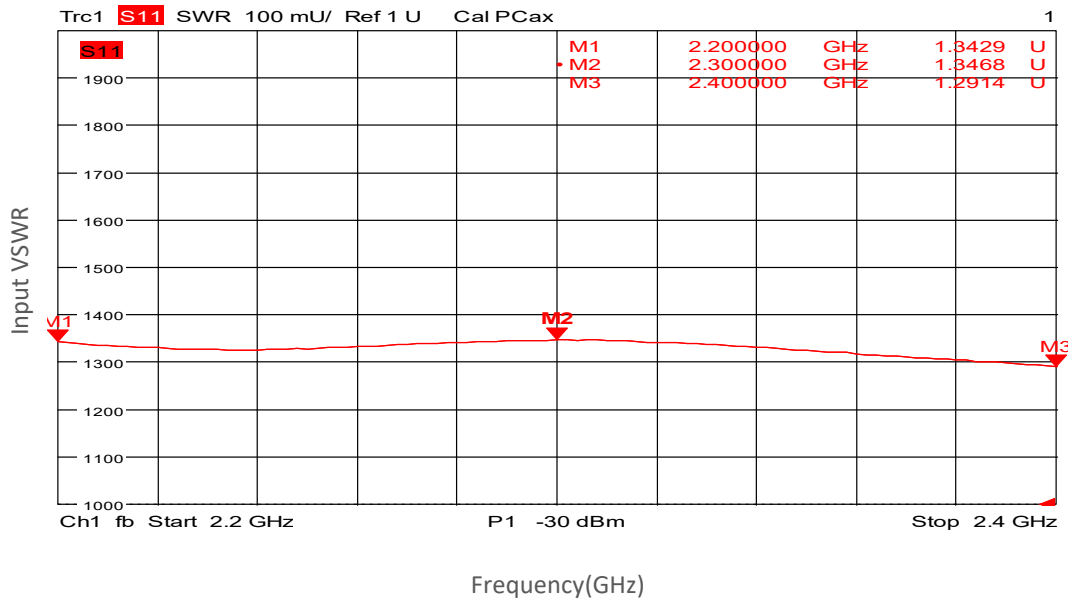
Ordering Information:

Base Number	Description	Optional
PA-2G2-2G4-10	Power Amplifier, 2.2-2.4GHz, Gain:30dB,Psat:10W,+28V DC	Without Heatsink
PA-2G2-2G4-10-HS	Power Amplifier, 2.2-2.4GHz, Gain:30dB,Psat:10W,+28V DC	With Heatsink

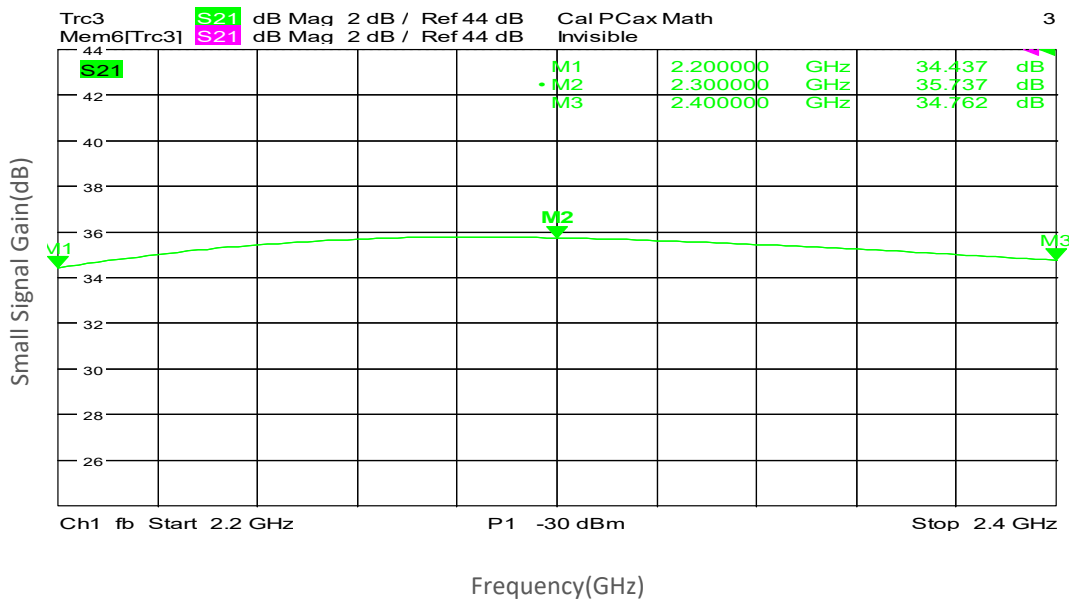


Typical Performance Data:

Input VSWR vs Frequency



Small Signal Gain vs Frequency

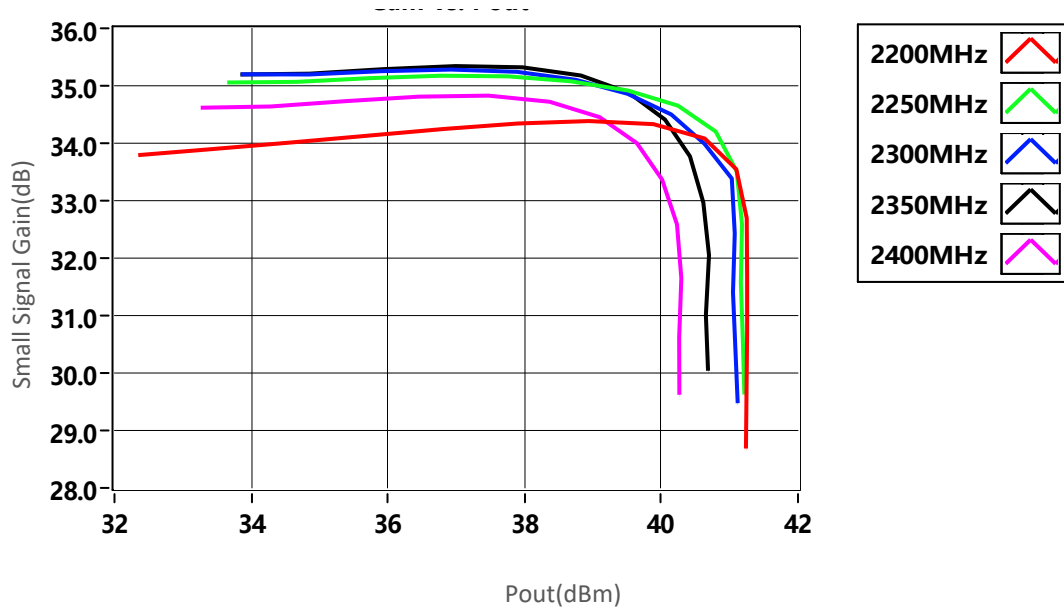


Note: Above data is for ref only, actual data may vary from unit to unit depending on operating environment and other factors like material lots etc.

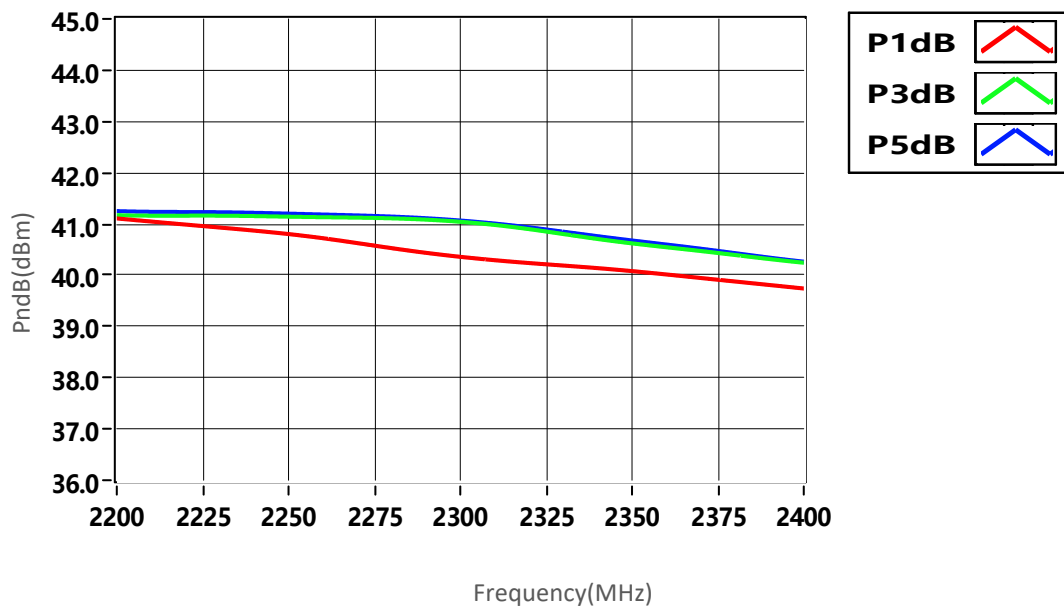


Typical Performance Data:

Small Signal Gain vs Output Power



PndB vs Frequency

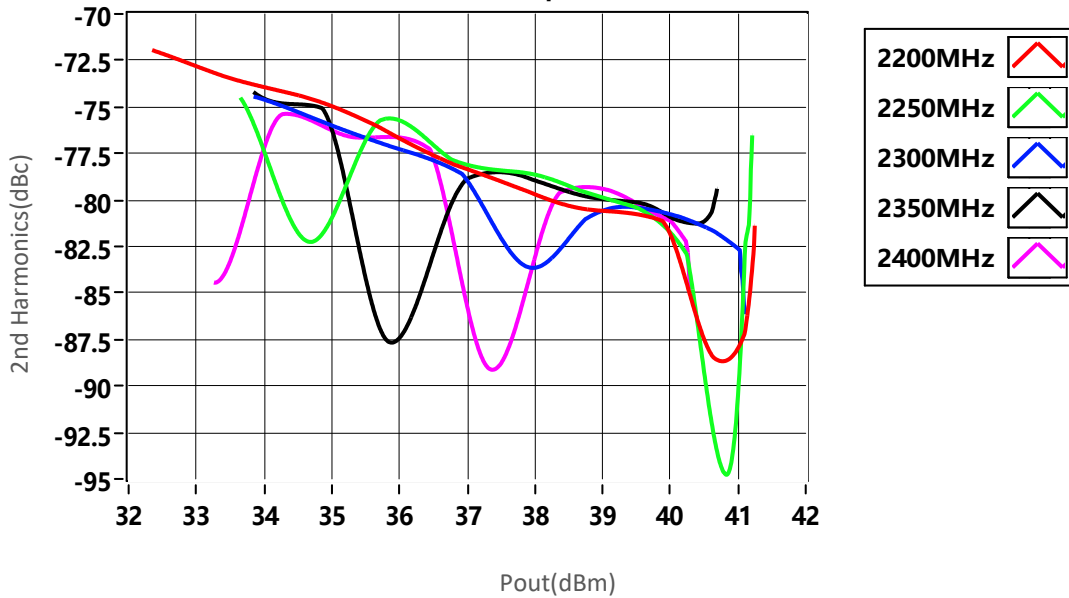


Note: Above data is for ref only, actual data may vary from unit to unit depending on operating environment and other factors like material lots etc.

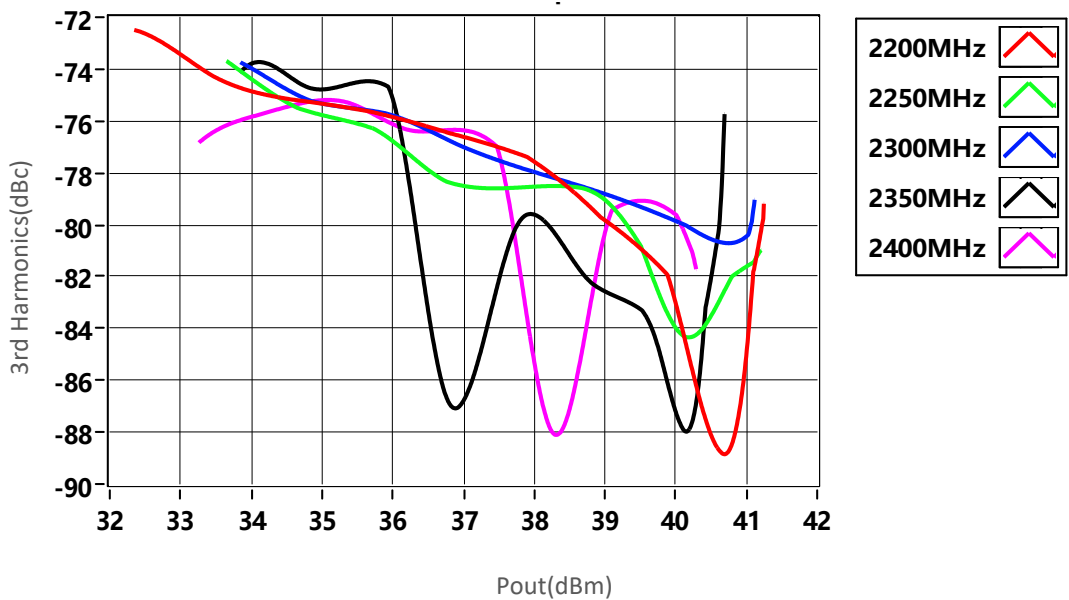


Typical Performance Data:

2nd Harmonics vs Output Power



3rd Harmonics vs Output Power



Note: Above data is for ref only, actual data may vary from unit to unit depending on operating environment and other factors like material lots etc.