



# Power Amplifier

## Model: PA-6G-18G-200

6-18GHz 200W CW

Ultrabroad frequency range, high performance and exceptional RF characteristics

### Features:

- Frequency range: 6-18GHz
- High output power at saturation, 200W Min.
- High gain, 60 dB Min.
- 50 Ohm Matched Input / Output.

### Applications:

- Cellular
- PCN
- GSM
- ISM
- Lab Test

### Product Overview:

The PA-6G-18G-200 is a power amplifier with a minimum small signal gain of 60 dB and a minimum Psat of 200W across the frequency range of 6 to 18 GHz. The DC power requirement for the amplifier is +28 VDC/3500 W. The input port configuration offers coax adapter structure with SMA female and output port is WRD500.



## Electrical Specifications at 25°C:

Parameter	Min	Typ	Max	Units
Frequency range	6		18	GHz
Small Signal Gain	60			dB
Gain Flatness		±4.5	±5.0	dB
Output Psat	53			dBm
Spurious@Pout=50dBm			-55	dBc
2nd Harmonic@Pout=50dBm		-20	-15	dBc
DC Voltage		+28		V DC
Power Consumption			3500	W
Impedance		50		Ohms

## Mechanical Specifications:

Parameter	Value	Notes
Operating Temperature*	-20°C to +50°C	
Non-operating Temperature*	-30°C to +60°C	
Relative humidity	95	%
RF Input/Output Connector	SMA Female/WRD500	
DC Power Interface	D-SUB-8W8	
Altitude	10,000	
Shock / Vibration(MIL-STD-810F)	25g rms (15 degree 2KHz) endurance, 1 hour per axis	
Shock(non operating)	20G for 11msc half sin wave,3 axis both directions	
Dimensions W x H x D	305*310*200	mm
Weight	25	Kg

\*Note: For a wider temperature range, please consult the manufacturer.

## Absolute Maximum Ratings:

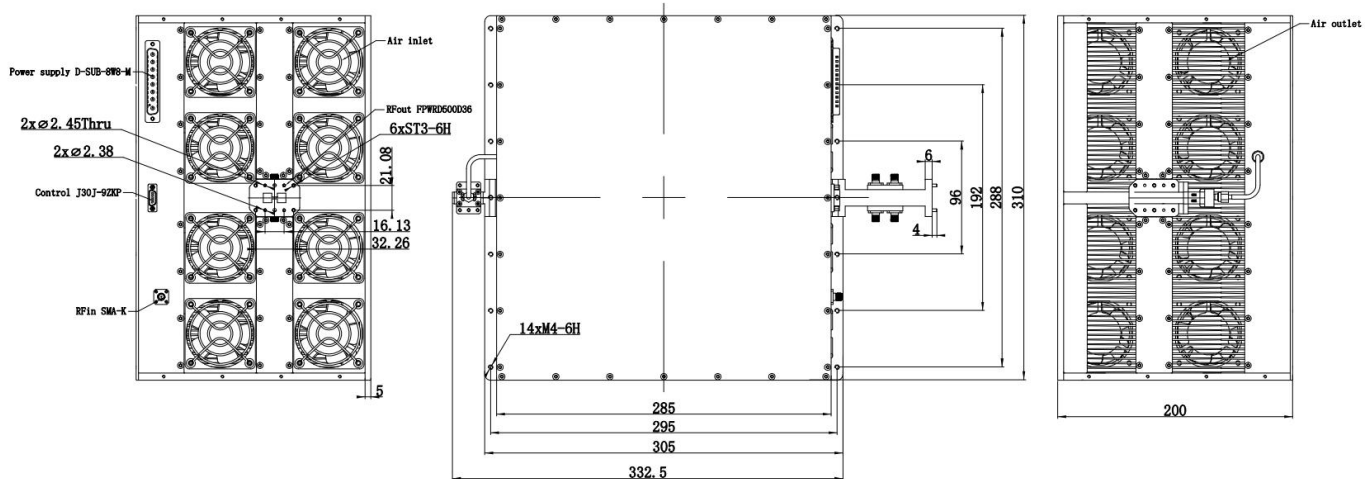
Parameter	Value
Supply Bias Voltage	TBD
RF Input Power	+5 dBm
ESD sensitivity (HBm)	Class 0, passed 150V



## Outline Drawing:

Unit:mm

PA-6G-18G-200



## D-SUB-8W8 Define:

Pin	Function
Pin1-4	+28V
Pin3-4	GND

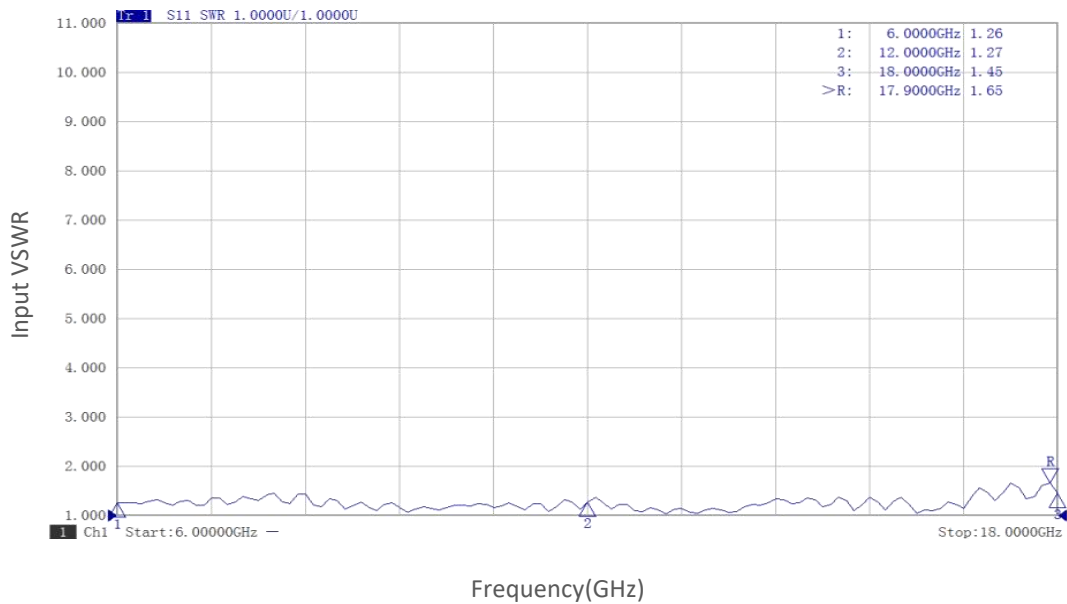
## Ordering Information:

Base Number	Description	Optional
PA-6G-18G-200	Power Amplifier, 6-18GHz, Gain:60dB,Psat:200W,+28V DC	With Heatsink

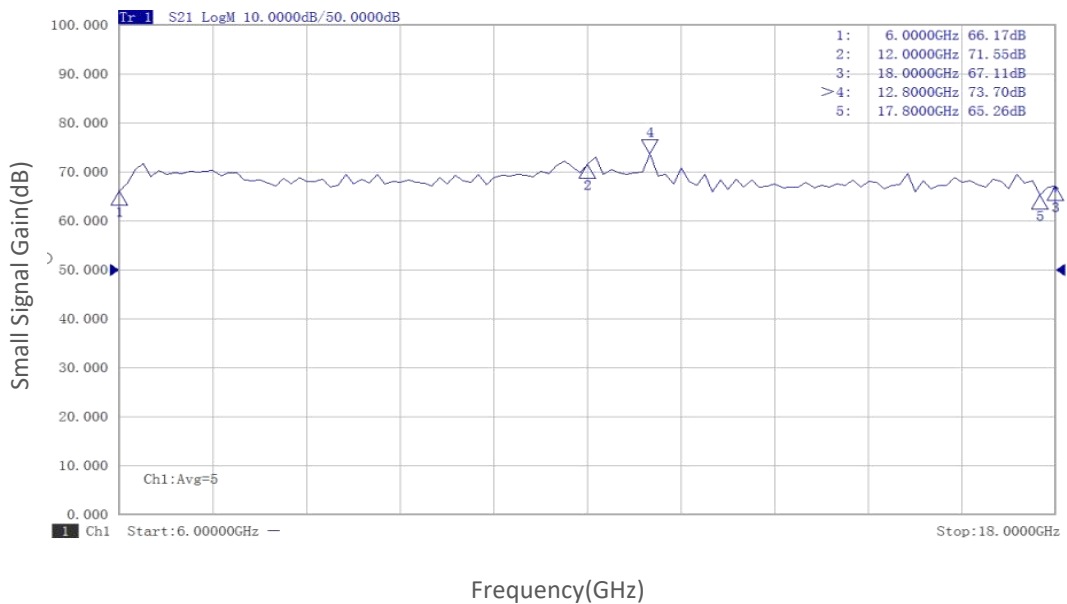


## Typical Performance Data:

### Input VSWR vs Frequency



### Small Signal Gain vs Frequency

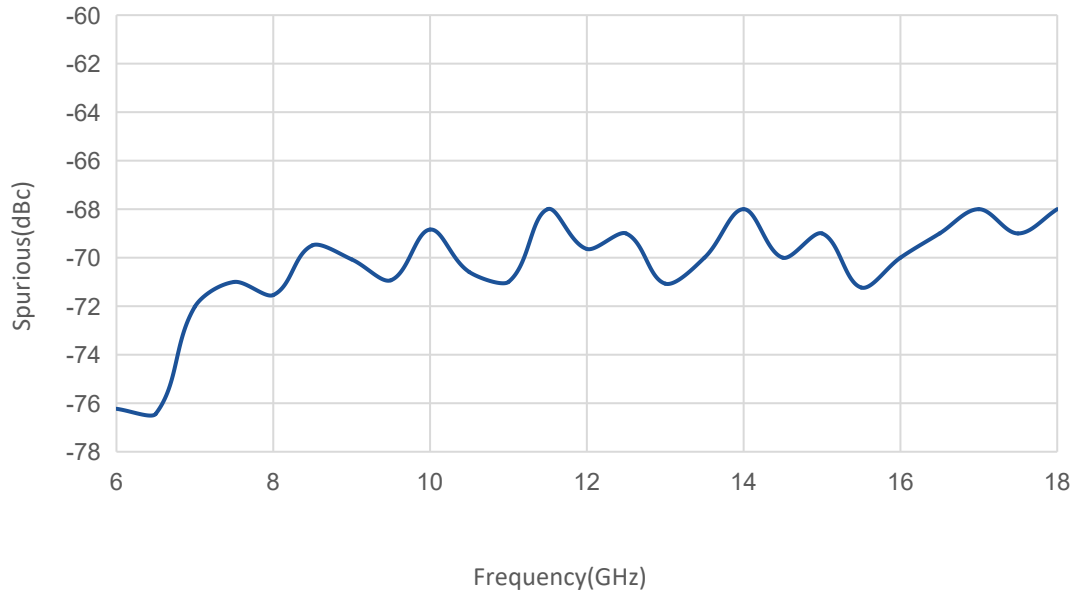


Note: Above data is for ref only, actual data may vary from unit to unit depending on operating environment and other factors like material lots etc.

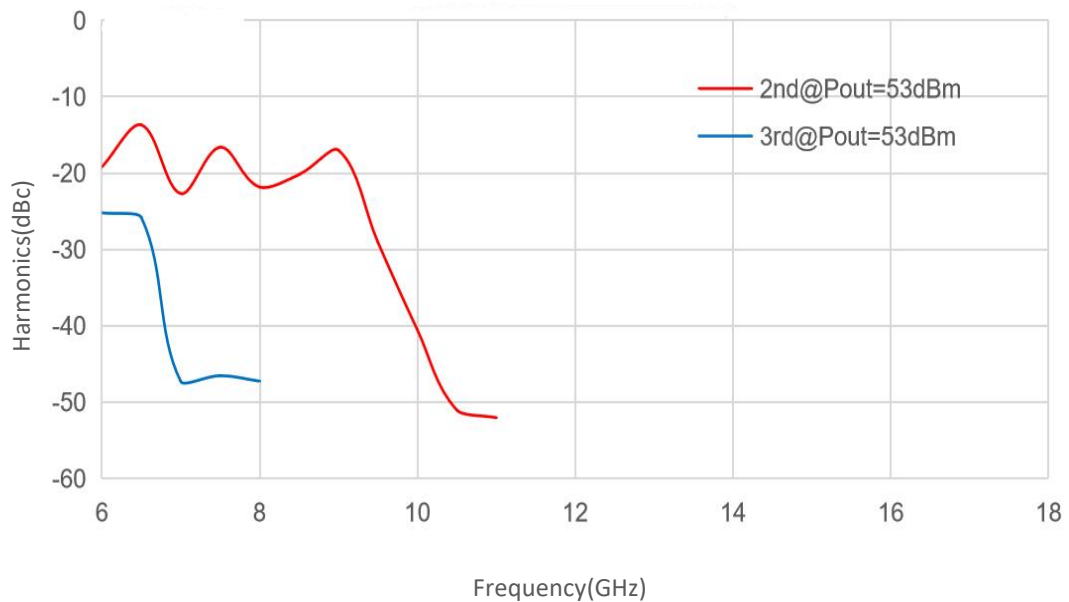


## Typical Performance Data:

### Spurious vs Frequency



### Harmonics VS Frequency

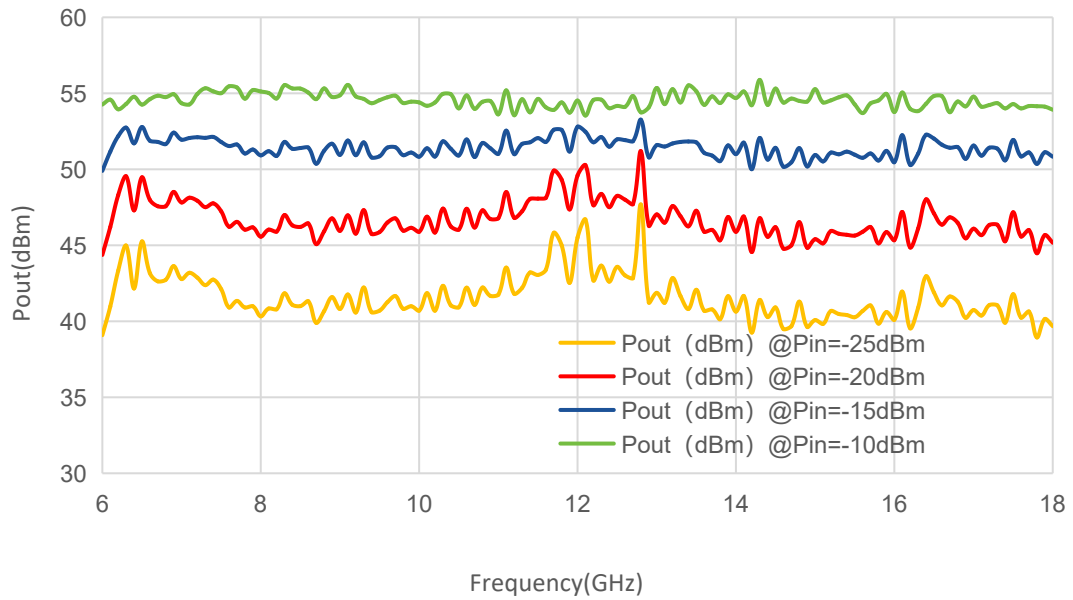


Note: Above data is for ref only, actual data may vary from unit to unit depending on operating environment and other factors like material lots etc.



## Typical Performance Data:

### Pout vs Frequency



Note: Above data is for ref only, actual data may vary from unit to unit depending on operating environment and other factors like material lots etc.