



Power Amplifier

Model: PA-18G-50G-80mW

18-50GHz 80mW CW

Ultrabroad frequency range, high performance and exceptional RF characteristics

Features:

- Frequency range: 18-50GHz
- High output power at saturation, 80mW Typ.
- High gain, 35 dB Typ.
- 50 Ohm Matched Input / Output.

Applications:

- Cellular
- PCN
- GSM
- ISM
- Lab Test

Product Overview:

The PA-18G-50G-80mW is a power amplifier with a typical small signal gain of 35 dB and a nominal P_{sat} of 80mW across the frequency range of 18 to 50GHz. The DC power requirement for the amplifier is +12 VDC/350 mA. The input and output port configuration offers coax adapter structure with 2.4mm female.



Electrical Specifications at 25°C:

Parameter	Min	Typ	Max	Units
Frequency range	18		50	GHz
Small Signal Gain	32	35		dB
Small Signal Gain Flatness		±1.5	±2.5	dB
Output P1dB		17		dBm
Output Psat		19		dBm
Input VSWR		1.8	2.5	:1
Output VSWR		1.8	2.5	:1
DC Voltage		+12		V DC
DC Supply Current		350		mA
Impedance		50		Ohms

Mechanical Specifications:

Parameter	Value	Notes
Operating Temperature*	-40°C to +60°C	
Non-operating Temperature*	-50°C to +70°C	
Relative humidity	95%	
RF Input/Output Connector	2.4mm Female/2.4mm Female	
DC Bias	Solder Pin	
Altitude	10,000	feet
Shock / Vibration(MIL-STD-810F)	25g rms (15 degree 2KHz) endurance, 1 hour per axis	
Shock(non operating)	20G for 11msc half sin wave,3 axis both directions	
Dimensions W x H x D	44.8*29.2*11	mm
Weight	40	g

*Note: For a wider temperature range, please consult the manufacturer.

Absolute Maximum Ratings:

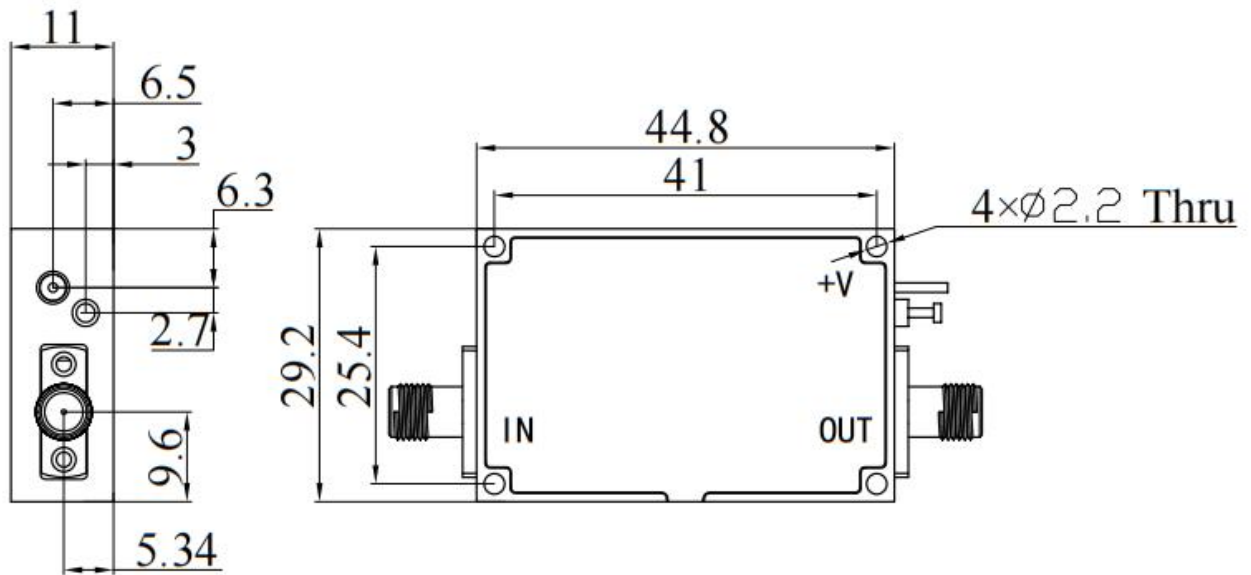
Parameter	Value
Supply Bias Voltage	+15 V
RF Input Power	+12 dBm
ESD sensitivity (HBm)	Class 0, passed 150V



Outline Drawing:

Unit:mm

PA-18G-50G-80mW



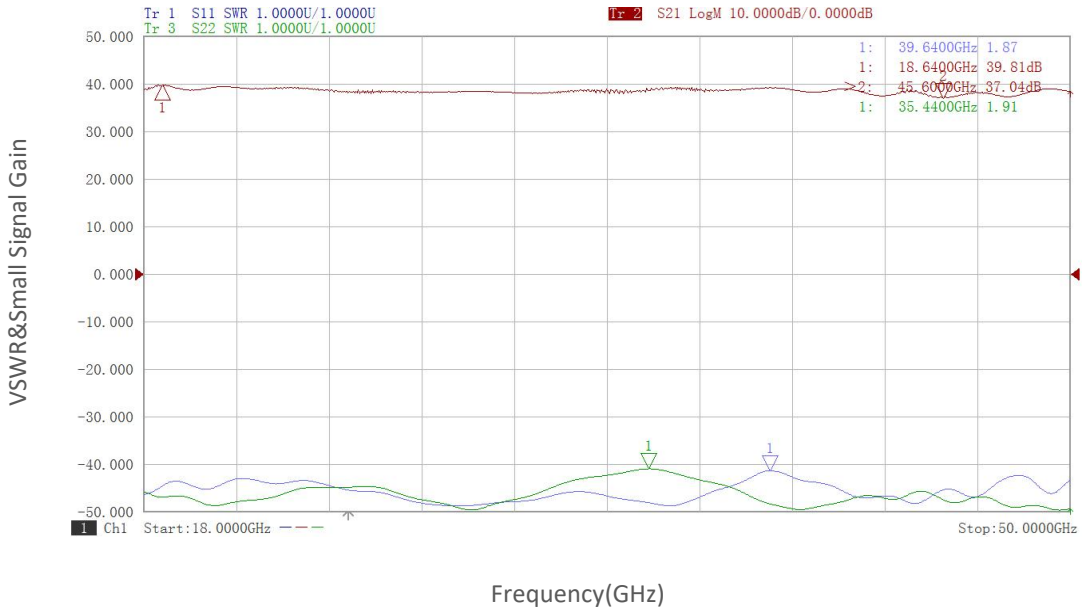
Ordering Information:

Base Number	Description	Optional
PA-18G-50G-80mW	Power Amplifier, 18-50GHz, Gain:35dB,Psat:80mW,+12V DC	Without Heatsink
PA-18G-50G-80mW-HS	Power Amplifier, 18-50GHz, Gain:35dB,Psat:80mW,+12V DC	With Heatsink

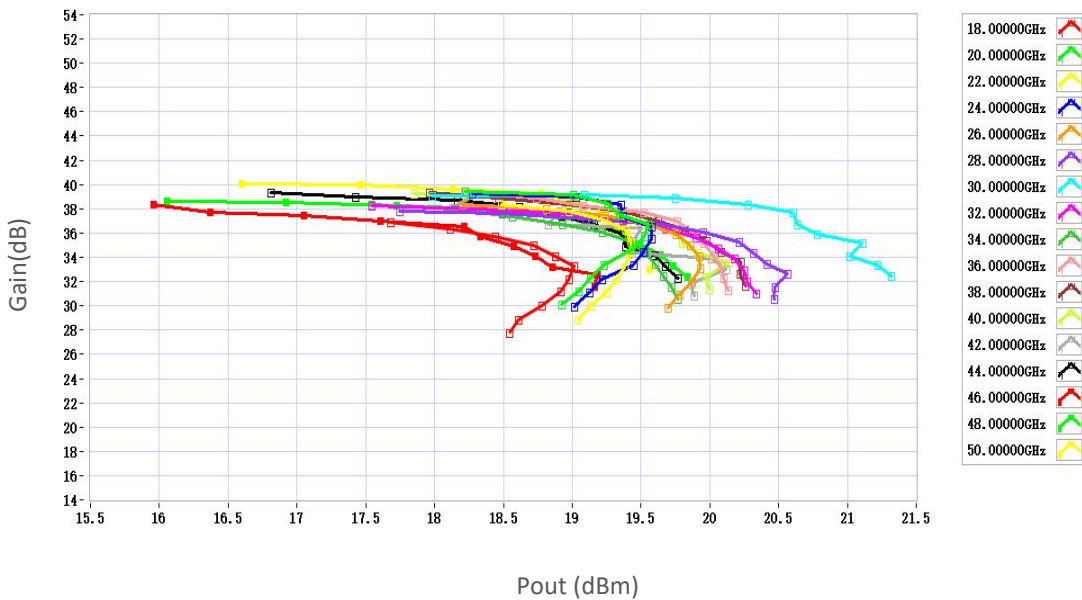


Typical Performance Data:

VSWR&Small Signal Gain vs Frequency



Gain vs Output Power

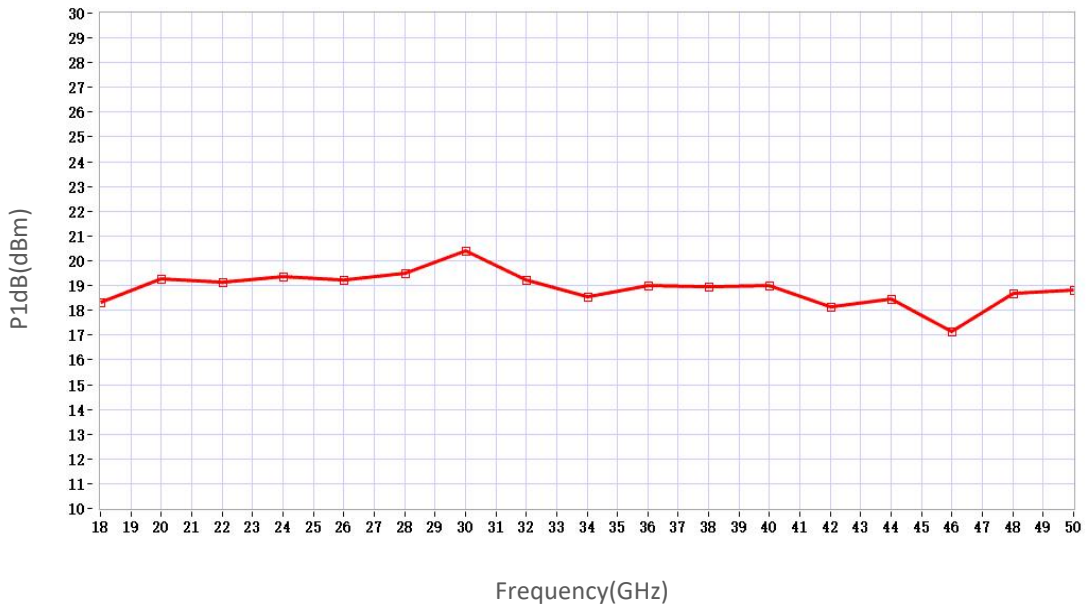


Note: Above data is for ref only, actual data may vary from unit to unit depending on operating environment and other factors like material lots etc.



Typical Performance Data:

P1dB vs Frequency



P3dB vs Frequency

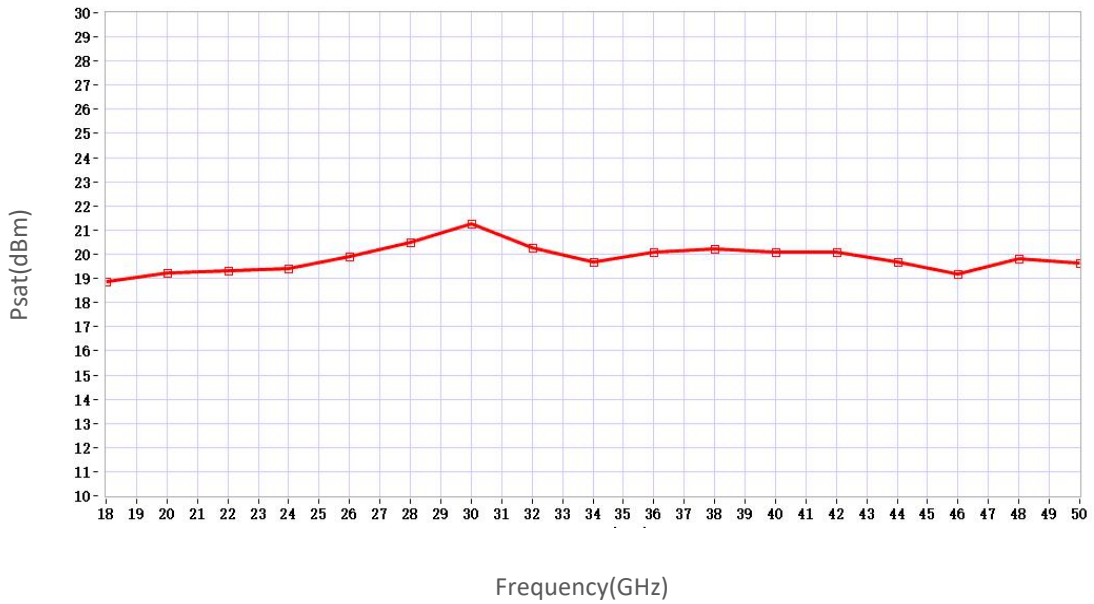


Note: Above data is for ref only, actual data may vary from unit to unit depending on operating environment and other factors like material lots etc.



Typical Performance Data:

Psat vs Frequency



Note: Above data is for ref only, actual data may vary from unit to unit depending on operating environment and other factors like material lots etc.