



Power Amplifier

Model: PA-20G-50G-0.6

20-50GHz 0.6W CW

Ultrabroad frequency range, high performance and exceptional RF characteristics

Features:

- Frequency range: 20-50GHz
- High output power at saturation, 0.6W Typ.
- High gain, 35 dB Typ.
- 50 Ohm Matched Input / Output.

Applications:

- Cellular
- PCN
- GSM
- ISM
- Lab Test

Product Overview:

The PA-20G-50G-0.6 is a power amplifier with a typical small signal gain of 35 dB and a nominal P_{sat} of 0.6W across the frequency range of 20 to 50GHz. The DC power requirement for the amplifier is +12 VDC/1.4 A. The input and output port configuration offers coax adapter structure with 2.4mm female.



Electrical Specifications at 25°C:

Parameter	Min	Typ	Max	Units
Frequency range	20		50	GHz
Small Signal Gain	33	35		dB
Small Signal Gain Flatness		±3		dB
Output P1dB		27		dBm
Output Psat	27	28		dBm
Input VSWR		2		:1
Output VSWR		2		:1
DC Voltage		+12		V DC
DC Supply Current		1.4		A
Impedance		50		Ohms

Mechanical Specifications:

Parameter	Value	Notes
Operating Temperature*	-40°C to +60°C	
Non-operating Temperature*	-50°C to +70°C	
Relative humidity	95%	
RF Input/Output Connector	2.4mm Female/2.4mm Female	
DC Bias	Solder Pin	
Altitude	10,000	feet
Shock / Vibration(MIL-STD-810F)	25g rms (15 degree 2KHz) endurance, 1 hour per axis	
Shock(non operating)	20G for 11msc half sin wave,3 axis both directions	
Dimensions W x H x D	65*50*14(Without Heatsink) 100*50*64(With Heatsink)	mm

*Note: For a wider temperature range, please consult the manufacturer.

Absolute Maximum Ratings:

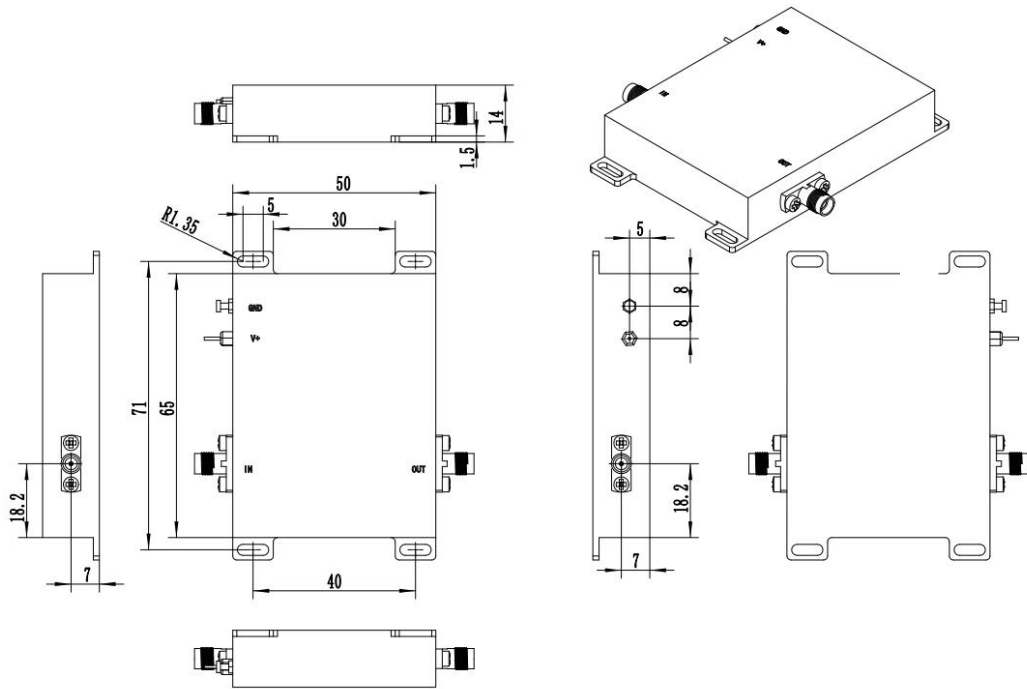
Parameter	Value
Supply Bias Voltage	TBD
RF Input Power	+5 dBm
ESD sensitivity (HBm)	Class 0, passed 150V



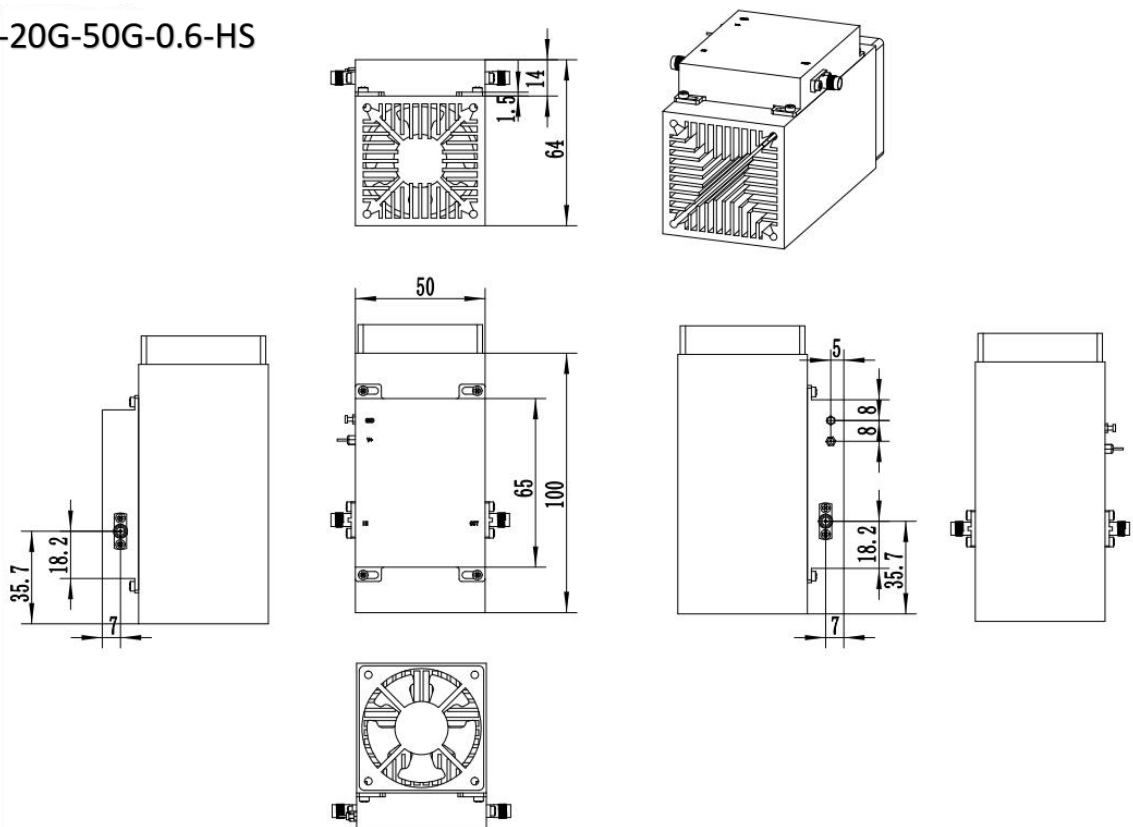
Outline Drawing:

Unit:mm

PA-20G-50G-0.6



PA-20G-50G-0.6-HS



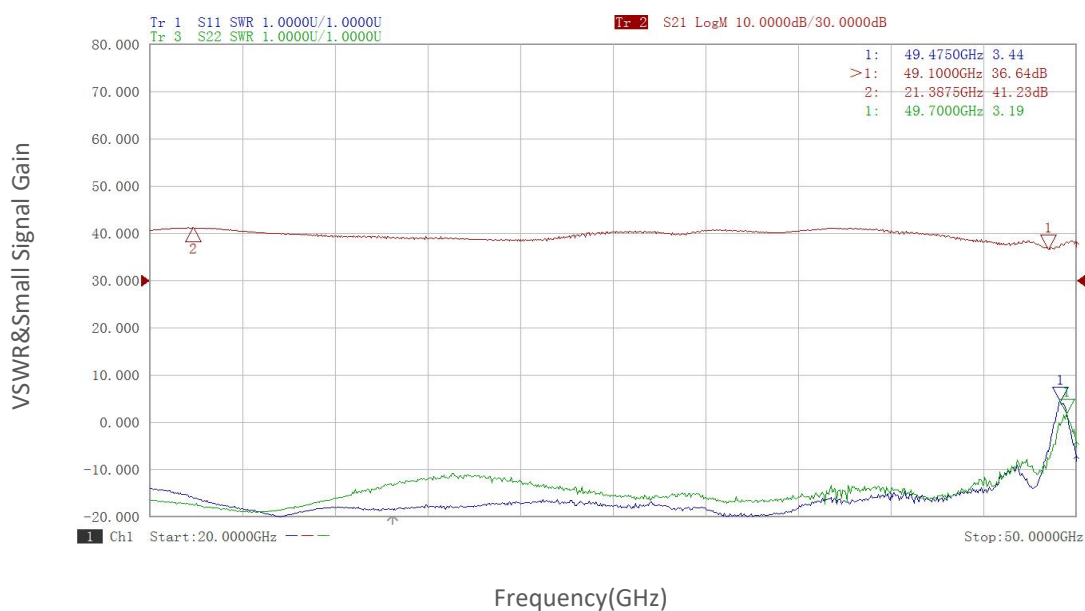


Ordering Information:

Base Number	Description	Optional
PA-20G-50G-0.6	Power Amplifier, 20-50GHz, Gain:35dB,Psat:0.6W,+12V DC	Without Heatsink
PA-20G-50G-0.6-HS	Power Amplifier, 20-50GHz, Gain:35dB,Psat:0.6W,+12V DC	With Heatsink

Typical Performance Data:

VSWR&Small Signal Gain vs Frequency

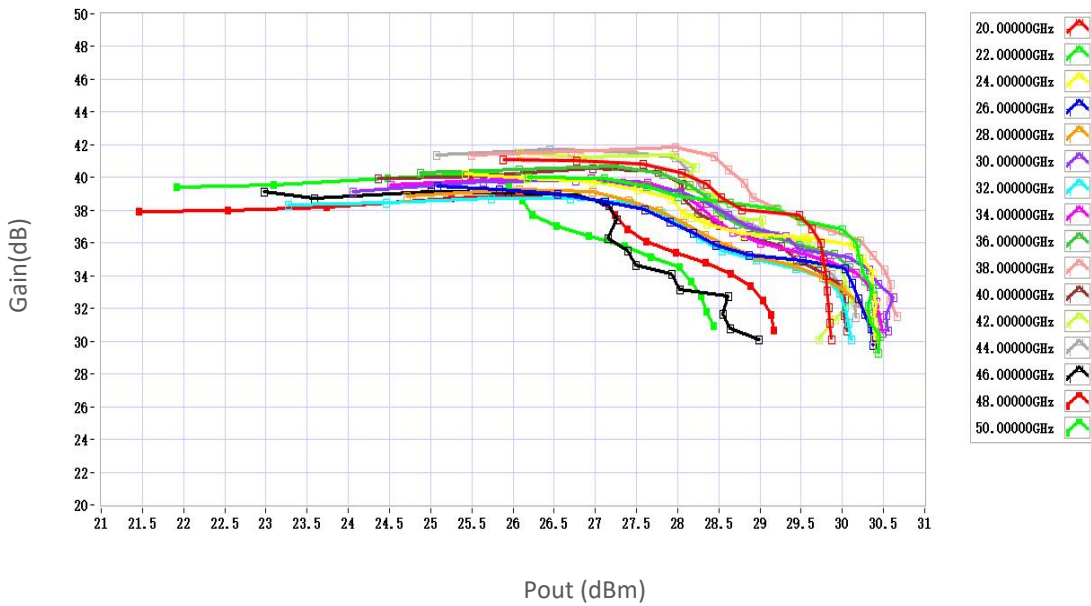


Note: Above data is for ref only, actual data may vary from unit to unit depending on operating environment and other factors like material lots etc.



Typical Performance Data:

Gain vs Output Power



P1dB vs Frequency

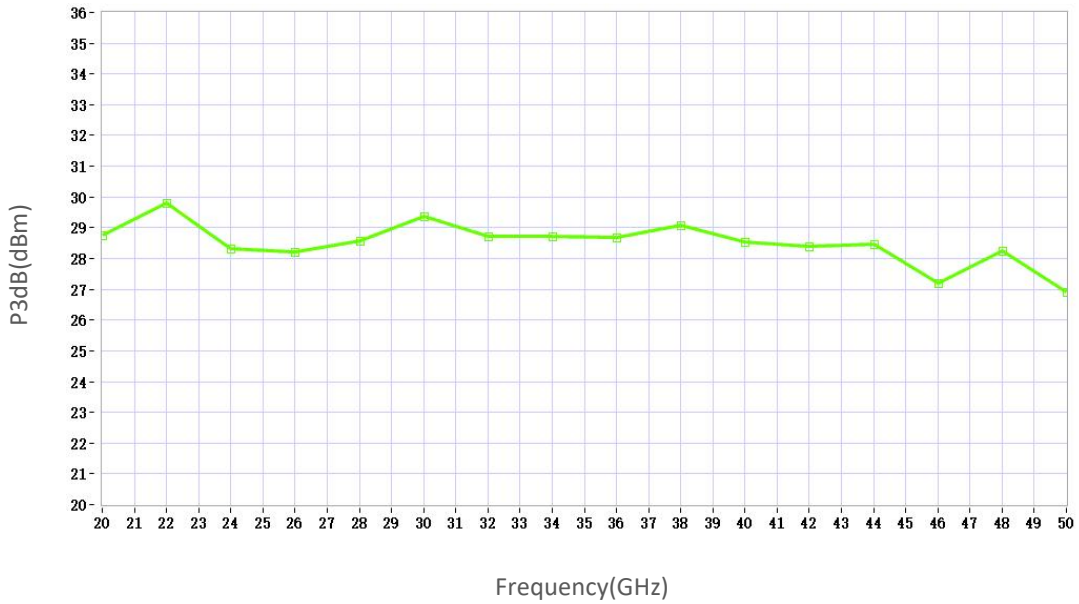


Note: Above data is for ref only, actual data may vary from unit to unit depending on operating environment and other factors like material lots etc.

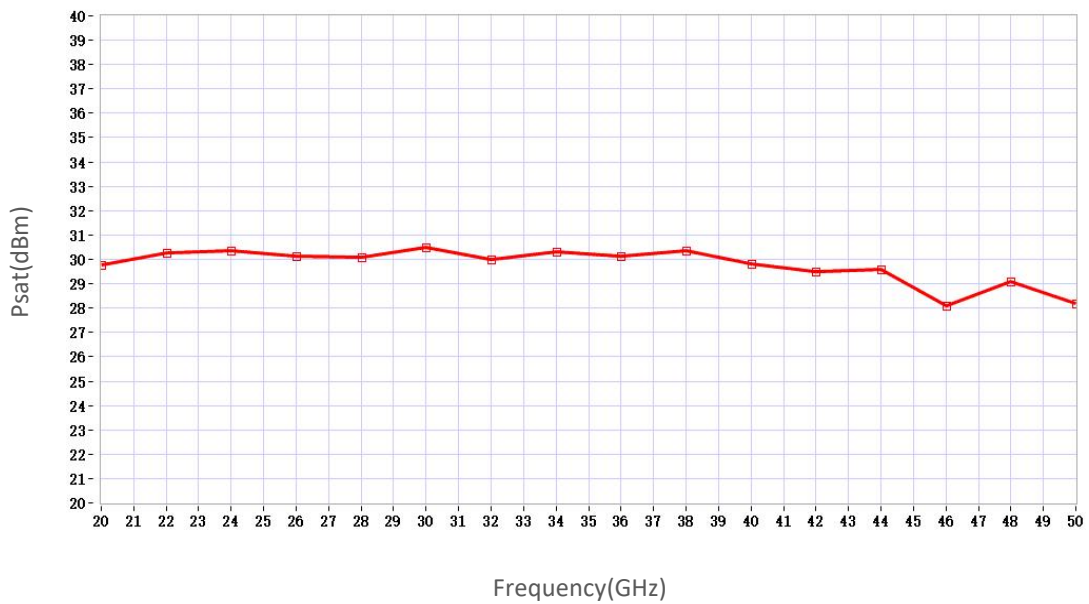


Typical Performance Data:

P3dB vs Frequency



Psat vs Frequency



Note: Above data is for ref only, actual data may vary from unit to unit depending on operating environment and other factors like material lots etc.